

---

TECHNICAL MANUAL

ORGANIZATIONAL MAINTENANCE REPAIR PARTS AND SPECIAL TOOLS LISTS  
FOR  
RADIO SETS

AN/GRC-50(V)1 (NSN 5820-00-892-3851)  
AN/GRC-50(V)2 (NSN 5820-00-892-3852)  
AN/GRC-50(V)3 (NSN 5820-00-892-3853)  
AN/GRC-50(V)4 (NSN 5820-00-892-3854)  
AN/GRC-50(V)5 (NSN 5820-00-892-3855)  
AN/GRC-50A(V)1 (NSN 5820-00-933-6193)  
AN/GRC-50A(V)2 (NSN 5820-00-933-6192)  
AN/GRC-50A(V)3 (NSN 5820-00-933-6191)  
AN/GRC-50A(V)4 (NSN 5820-00-933-6190)  
AN/GRC-50A(V)5 (NSN 5820-00-933-6189)  
AN/GRC-50A(V)6 (NSN 5820-00-936-5480)  
AN/GRC-50A(V)7 (NSN 5820-00-936-5481)  
AN/GRC-50A(V)8 (NSN 5820-00-935-0089)  
AN/GRC-50A(V)9 (NSN 5820-00-878-8635)  
AN/GRC-50A(V)10 (NSN 5820-00-878-8634)  
AND  
AN/GRC-50(V)11 (NSN 5820-00-136-4966)

TECHNICAL MANUAL

NO. 11-5820-461-34P



HEADQUARTERS  
DEPARTMENT OF THE ARMY  
WASHINGTON, DC, 8 February 1980

## ORGANIZATIONAL MAINTENANCE REPAIR PARTS AND SPECIAL TOOLS LISTS FOR

### RADIO SETS

AN/GRC-50(V)1 (NSN 5820-892-3851)  
AN/GRC-50(V)2 (NSN 5820-00-892-3852)  
AN/GRC-50(V)3 (NSN 5820-00-892-3853)  
AN/GRC-50(V)4 (NSN 5820-00-892-3854)  
AN/GRC-50(V)5 (NSN 5820-00-892-3855)  
AN/GRC-50A(V)1 (NSN 5820-00-933-6193)  
AN/GRC-50A(V)2 (NSN 5820-00-933-6192)  
AN/GRC-50A(V)3 (NSN 5820-00-933-6191)  
AN/GRC-50A(V)4 (NSN 5820-00-933-6190)  
AN/GRC-50A(V)5 (NSN 5820-00-933-6189)  
AN/GRC-50A(V)6 (NSN 5820-00-936-5480)  
AN/GRC-50A(V)7 (NSN 5820-00-936-5481)  
AN/GRC-50A(V)8 (NSN 5820-00-935-0089)  
AN/GRC-50A(V)9 (NSN 5820-00-878-8635)  
AN/GRC-50A(V)10 (NSN 5820-00-878-8634)  
AND  
AN/GRC-50A(V)11 (NSN 5820-00-136-4966)

*Current as of 13 September 1979*

#### **REPORTING ERRORS AND RECOMMENDING IMPROVEMENTS**

*You can help improve this manual. If you find any mistakes or if you know of a way to improve the procedures, please let us know. Mail your letter, DA Form 2028 (Recommended Changes to Publications and Blank Forms), or DA Form 2028-2 located in back of this manual direct to Commander, US Army Communications and Electronics Materiel Readiness Command, ATTN: DRSEL-ME-MQ, Fort Monmouth, NJ 07703.*

*In either case a reply will be furnished direct to you.*

Table of Contents

		Page	Illus. Figure
SECTION	I. Introduction .....	1	
	II. Repair parts list .....	5	
GROUP	00 Radio Sets AN/GRC- 50(V)1 thru 5, and AN/GRC-50A(V)1 thru 11 .....	5	1
	01 Receiver, Radio R- 1148(P)/GRC and R- 1331(*)/GRC (3).....	9	2-8
	0101 Amplifier-Converter AM- 1955(*)/GRC (3A1) .....	23	9,10
	010101 1st IF subassembly (3A1A1) .....	27	11
	0102 Amplifier-Converter AM/1956(*)/GRC (3A2) .....	29	12,13
	010201 1st IF subassembly (3A2A1) .....		
	(Same as group 010101)		
	0103 Receiver base band assembly (3A3).....	33	14
	0104 Receiver AFC assembly (3A4).....	35	15
	0105 Receiver 2nd IF assembly (3A5) .....	37	16
	0106 Receiver-signal unit (3A6).....	39	17
	02 Transmitter, Radio T-893(P)/GRC (2) .....	41	18-22
	0201 Transmitter base band assembly (2A3) .....	51	23
	0202 Transmitter AFC assembly (2A4) (Same as group 0104)		
	0203 Transmitter modulator assembly (2A5).....	53	24
	0204 Transmitter regulator assembly (2A6) (No parts authorized)		
	0205 Amplifier-Oscillators AM-1957/GRC(2A1) or AM-1958/GRC or AM-1958A/GRC(2A2) .....	55	25-29
	03 Dummy Load, Electrical DA-189/G (No parts authorized)		
	04 Power Supply PP-2054(*)/GRC .....	65	30-33
	05 Regulator, Voltage CN-514/GRC (10)(11).....	73	34-35
	06 Switch Box SA-640/U .....	77	36
	07 Holder, Hand Set MT-2161/U.....	79	37
	08 Accessory Bag BG-102A (5MP2) (No parts authorized)		
	09 Antenna AT-903/G (1) (See TM 11-5820-517-14P for parts)		
	10 Mast AB-577/GRC (9) (See TM 11-5820-538-12 for parts)		
	11 Hand Set H-156/U (5HS1) (No parts authorized)		
	12 Case, Standardized Component CY-2582 (7) (No parts authorized)		
	13 Case, Standardized Component CY-2583 (8) (No parts authorized)		
	14 Cable assemblies (No parts authorized)		
SECTION	III. Special tools list (Not applicable)		
	IV. National stock number and part number index.....	80	

**SECTION I**

**INTRODUCTION**

**1. Scope**

This manual lists spares and repair parts; special tools special test, measurement, and diagnostic equipment (TMDE), and other special support equipment required for performance of organizational maintenance of the AN/GRC-50(V)1 through 5 and AN/GRC-50A(V)1 through 11. It authorizes the requisitioning and issue of spares and repair parts as indicated by the source and maintenance codes.

PD—Support item, excluding support equipment, procured for initial issue or outfitting and stocked only for subsequent or additional initial issues or outfitting. Not subject to automatic replenishment.

XD—A support item that is not stocked. When required, item will be procured through normal supply channels.

**2. General**

This Repair Parts and Special Tools List is divided into the following sections:

*a. Section II. Repair Parts List.* A list of spares and repair parts authorized for use in the performance of maintenance. The list also includes parts which must be removed for replacement of the authorized parts. Parts lists are composed of functional groups in numeric sequence, with the parts in each group listed in figure and item number sequence.

*b. Section III. Special Tools List* Not applicable.

*c. Section IV. National Stock Number and Part Number Index.* A list, in National item identification number (NIIN) sequence, of all National stock numbers (NSN) appearing in the listings, followed by a list, in alphameric sequence, of all part numbers appearing in the listings. National stock numbers and part numbers are cross-referenced to each illustration figure and item number appearance.

**3. Explanation of Columns**

*a. Illustration.* This column is divided as follows:

(1) *Figure number.* Indicates the figure number of the illustration on which the item is shown.

(2) *Item number.* The number used to identify item called out in the illustration.

*b. Source, Maintenance, and Recoverability (SMR) Codes.*

(1) *Source code.* Source codes indicate the manner of acquiring support items for maintenance, repair, or overhaul of end items. Source codes are entered in the first and second positions of the Uniform SMR Code format as follows:

<i>Code</i>	<i>Definition</i>
PA	Item procured and stocked for anticipated or known usage.

**NOTE**

Cannibalization or salvage may be used as a source of supply for any items source coded above except those coded XA and aircraft support items as restricted by AR 700-42.

(2) *Maintenance code.* Maintenance codes are assigned to indicate the levels of maintenance authorized to USE and REPAIR support items. The maintenance codes are entered in the third and fourth positions of the Uniform SMR Code format as follows:

(a) The maintenance code entered in the third position will indicate the lowest maintenance level authorized to remove, replace, and use the support item. The maintenance code entered in the third position will indicate one of the following levels of maintenance:

<i>Code</i>	<i>Application/Explanation</i>
O	Support item is removed, replaced, used at the organizational level.

(b) The maintenance code entered in the fourth position indicates whether the item is to be repaired and identifies the lowest maintenance level with the capability to perform complete repair (i.e., all authorized maintenance functions). This position will contain one of the following maintenance codes:

<i>Code</i>	<i>Application/Explanation</i>
H	The lowest maintenance level capable of complete repair of the support item is the general support level.
D	The lowest maintenance level capable of complete repair of the support item is the depot level.
Z	Nonreparable. No repair is authorized.

(3) *Recoverability code.* Recoverability codes are assigned to support items to indicate the disposition action on unserviceable items. The recoverability code is entered in the fifth position of the Uniform SMR

Code format as follows:

*Recoverability*

*codes*

*Definition*

- Z—Nonreparable item. When unserviceable, condemn and dispose at the level, indicated in position 3.
- H—Reparable item. When uneconomically repairable, condemn and dispose at the general support. level.
- D—Reparable item. When beyond lower level repair capability, return to depot. Condemnation and disposal not authorized below depot level.
- L—Reparable item. Repair, condemnation, and disposal not authorized below depot/specialized repair activity level.

*c. National Stock Number.* Indicates the National stock number assigned to the item and will be used for requisitioning purposes.

*d. Part Number.* Indicates the primary number used by the manufacturer (individual, company, firm, corporation, or Government activity), which controls the design and characteristics of the item by means of its engineering drawings, specifications, standards, and inspection requirements to identify an item or range of items.

**NOTE**

When a stock numbered item is requisitioned, the repair part received may have a different part number than the part being replaced.

*e. Federal Supply Code for Manufacturer (FSCM).* The FSCM is a 5-digit numeric code listed in SB 708-42 which is used to identify the manufacturer, distributor, or Government agency, etc.

*f. Description.* Indicates the Federal item name and, if required, a minimum description to identify the item.

*g. Unit of Measure (U/M).* Indicates the standard of the basic quantity of the listed item as used in performing the actual maintenance function. This measure is expressed by a two-character alphabetical abbreviation (e.g., ea. in, pr, etc). When the unit of measure differs from the unit of issue, the lowest unit of issue that will satisfy the required units of measure will be requisitioned.

*h. Quantity Incorporated in Unit.* Indicates the quantity of the item used in the breakout shown on the illustration figure, which is prepared for a functional group, subfunctional group, or an assembly.

**4. Special Information**

*a.* Usable on codes are shown in the description column. Uncoded items are applicable to all models. Identification of the usable on codes used in this publication are:

<i>Code</i>	<i>Used on</i>
3HG	AN/GRC-50(V)1
3HH	AN/GRC-50(V)2
3HI	AN/GRC-50(V)3
3HJ	AN/GRC-50(V)4
3HK	AN/GRC-50(V)5
3HL	AN/GRC-50A(V)1
3HM	AN/GRC-50A(V)2
3HN	AN/GRC-50A(V)3
3HO	AN/GRC-50A(V)4
3HP	AN/GRC-50A(V)5
5GC	AN/GRC-50A(V)6
5GD	AN/GRC-50A(V)7
5GE	AN/GRC-50A(V)8
5GF	AN/GRC-50A(V)9
5GG	AN/GRC-50A(V)10
CJN	AN/GRC-50A(V)11

*b.* The following publications pertain to the AN/GRC-50(V)1 thru 5 and the AN/GRC-50A(V)1 thru 11 and their components:

TM 11-5820-461-12, Radio Sets AN/GRC50(V)1, 2, 3, 4, and 5, and Radio Sets AN/GRC50A(V)1,2,3,4,5,6,7,8,9,10,and 11

TM 11-5820-517-14P, Antenna AT-903/G

TM 11-5820-538-12, Mast AB-577/GRC and Extension Kit, Mast MK-806/GRC

TM 11-6110-245-15, Voltage Regulator CN-514/GRC

*c.* The illustrations in this manual are identical to those published in TM 11-5820-461-34P. Only those parts assigned the third position SMR maintenance code "C" or "O" are listed in the tabular listing; therefore, there may be a break in the item number sequence. Only illustrations containing organizational authorized items appear in this manual.

**5. How to Locate Repair Parts**

*a.* When National stock number or part number is unknown.

(1) *First.* Using the table of contents, determine the functional group within which the item belongs. This is necessary since illustrations are prepared for functional groups and listings are divided into the same groups.

(2) *Second.* Find the illustration covering the functional group to which the item belongs.

(3) *Third.* Identify the item on the illustration and note the illustration figure and item number of the item.

(4) *Fourth.* Using the Repair Parts Listing, find the figure and item number noted on the illustration.

*b.* When National stock number or part number is known.

(1) *First.* Using the Index of National Stock Numbers and Part Numbers, find the pertinent National stock number or part number. This index is in NIIN sequence followed by a list of part numbers in alphameric sequence, cross-referenced to the illustration figure number and item number.

(2) *Second.* After finding the figure and item number, locate the figure and item number in the repair parts list.

**6. Abbreviations**

Not applicable.

**(Next printed page is 4.1)**

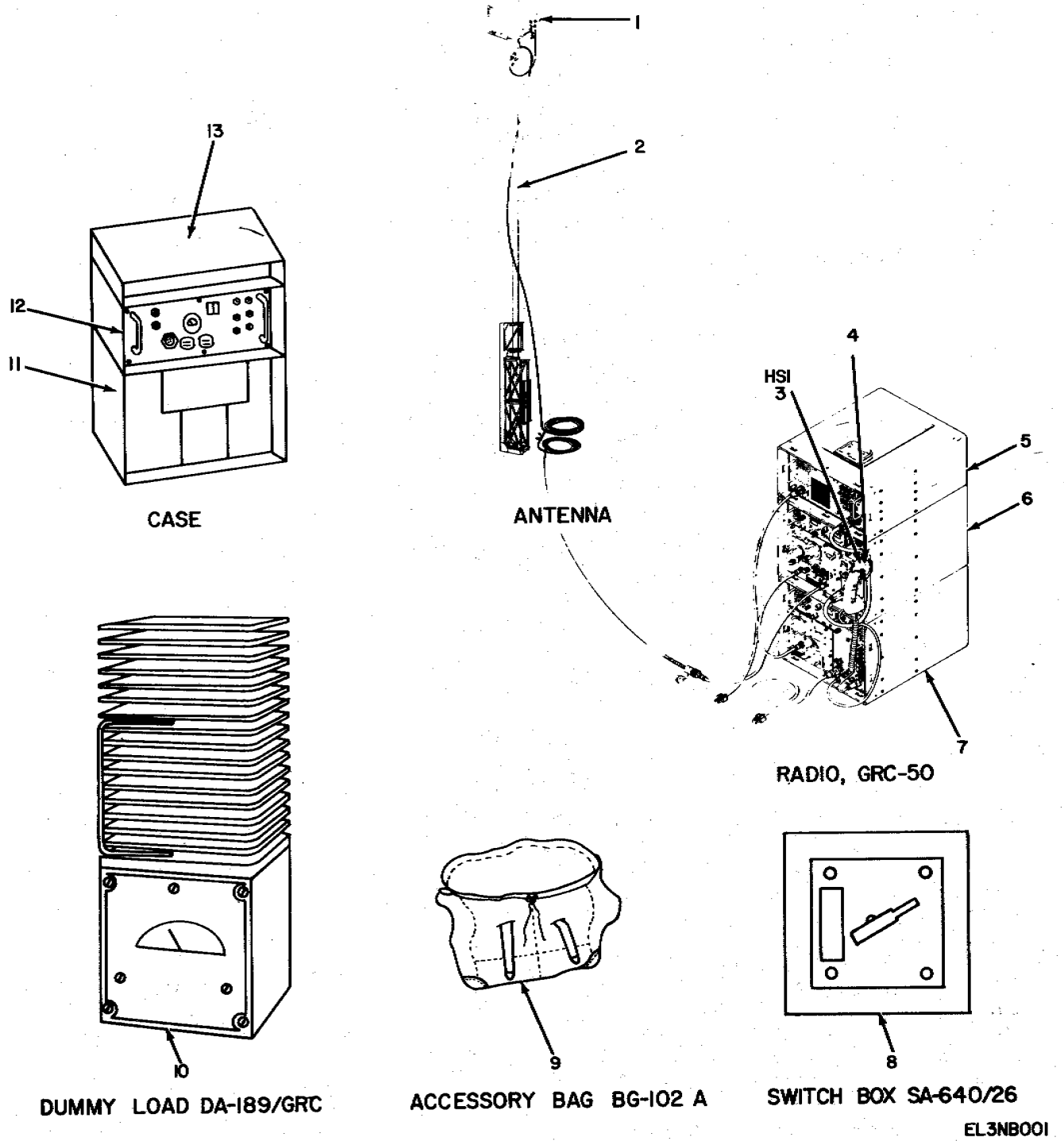
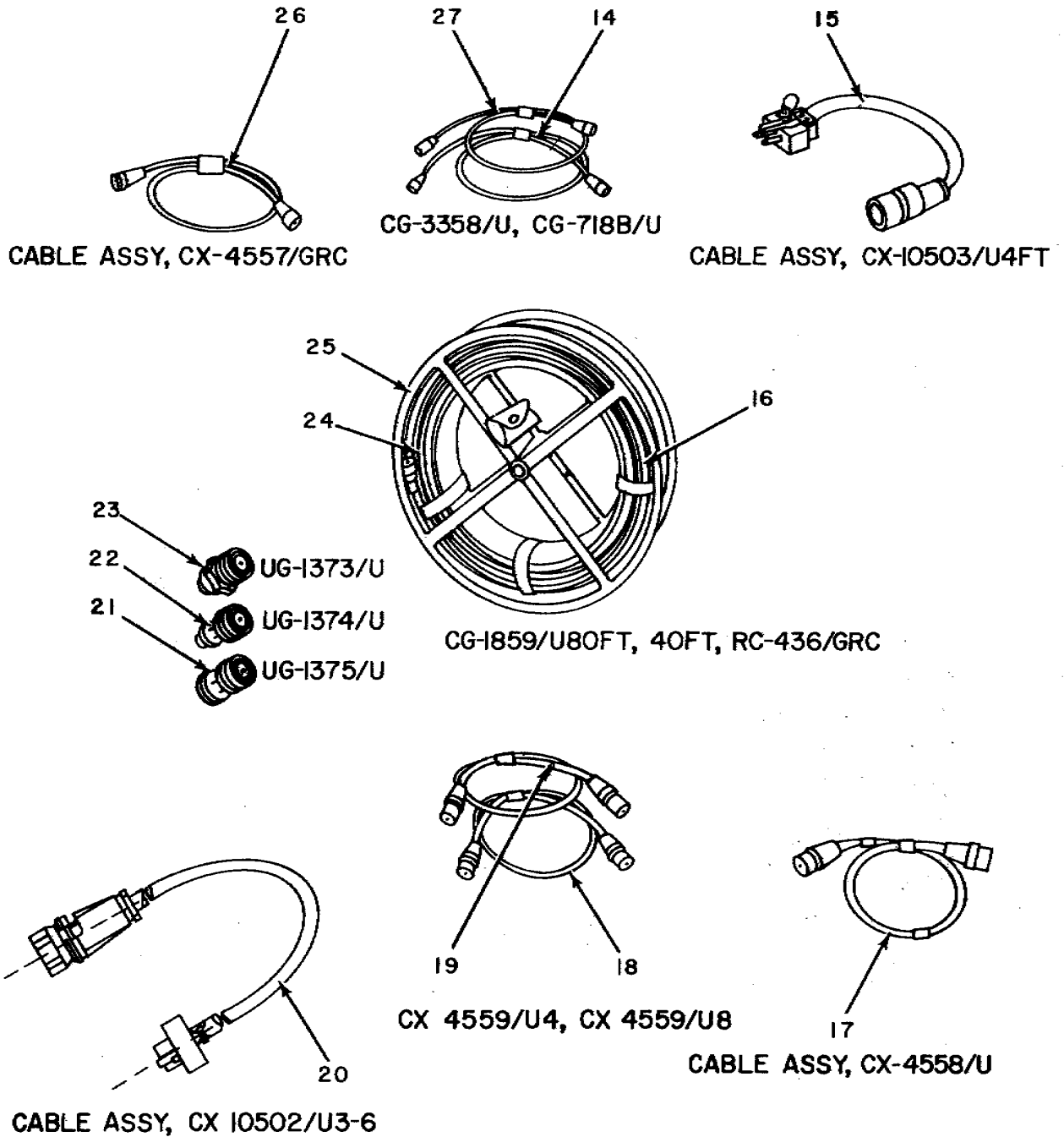


Figure 1. Radio Sets AN/GRC-50(V)1 thru 5, and Radio Sets AN/GRC-50A(V)1 thru 11 (Sheet 1 of 2).



EL3NB002

Figure 1. Radio Sets AN/GRC-50(V)1 thru 5, and Radio Sets AN/GRC-50A(V)1 thru 11 (Sheet 2 of 2).

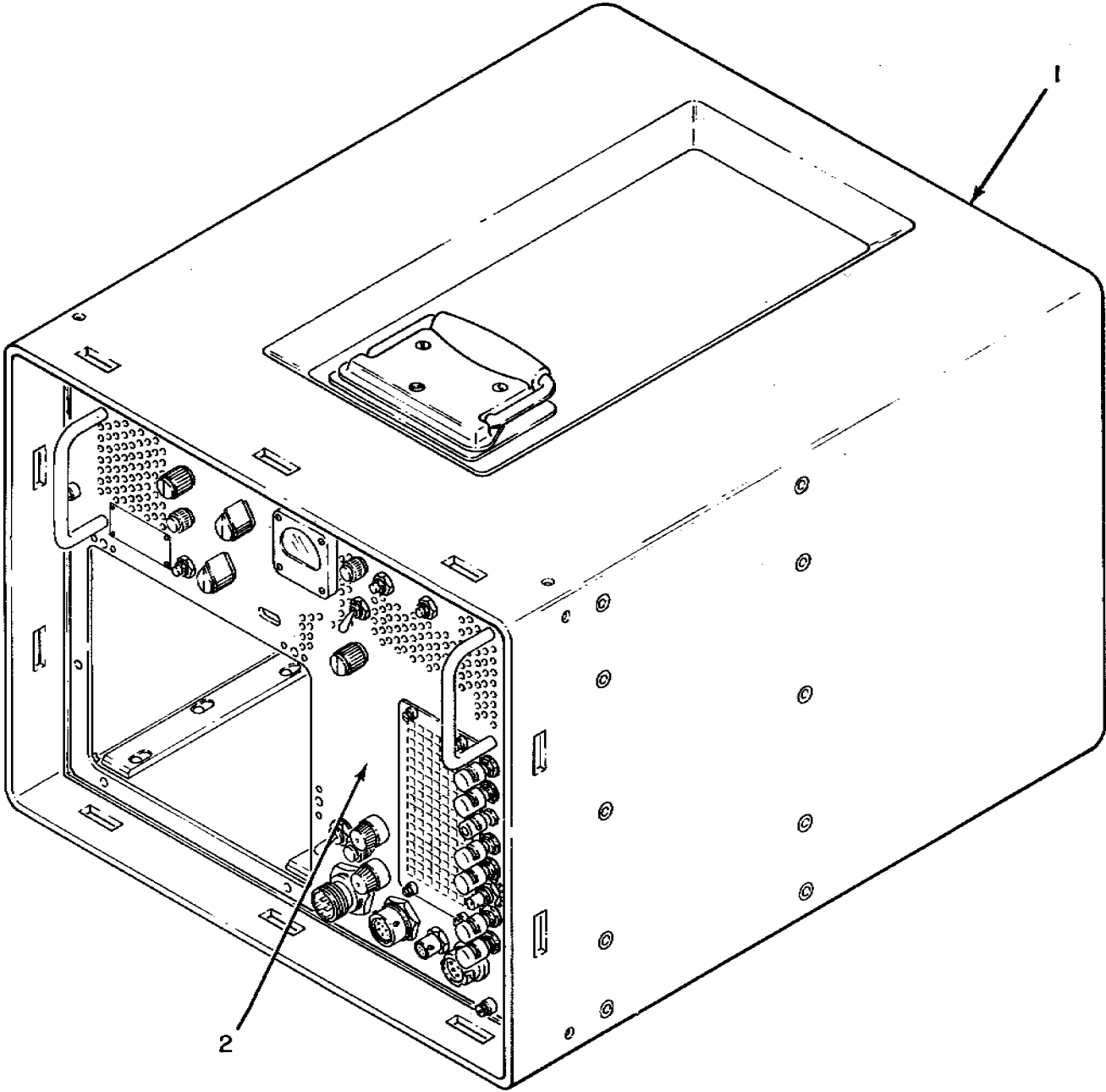


(1)		(2)	(3)	(4)	(5)	(6)	(7)	(8)
ILLUSTRATION		SMR CODE	NATIONAL STOCK NUMBER	PART NUMBER	FSCM	DESCRIPTION  <i>USABLE ON CODE</i>	U/M	QTY INC IN UNIT
(a) FIG NO.	(b) ITEM NO.							
						GROUP 00 RADIO SETS AN/GRC-50(V)1 THRU 5, AND AN/GRC-50A(V)1 THRU 11		
1	1	PDODD	5820-00-856-9925	AT903GRC	80058	ANTENNA..... 3HG,3HL,5GE,5GF,CJN	EA	1
1	1	PDODD	5820-00-856-9925	AT903GRC	80058	ANTENNA..... 3HH,3HI,3HM,3HN,5GC	EA	2
1	1	PDODD	5820-00-856-9925	AT903GRC	80058	ANTENNA..... 3HJ,3HK,3HO,3HP,5GD,5GG	EA	3
1	2	PDODD	5820-00-892-3862	ABS77GRC	80058	MAST..... 3HG,3HL,5GE,5GF,CJN	EA	1
1	2	PDODD	5820-00-892-3862	A8577GRC	80058	MAST..... 3HH,3HI,3HM,3HN,5GC	EA	2
1	2	PDODD	5820-00-892-3862	A8577GRC	80058	MAST..... 3HJ,3HK,3HO,3HP,5GD,5GG	EA	3
1	3	XDODD		H156U	80058	HANDSET..... 3HG,3HL,5GE,5GF,CJN	EA	1
1	3	XDODD		H156U	80058	HANDSET..... 3HH,3HI,3HM,3HN,5GC	EA	2
1	3	XDODD		H156U	80058	HANDSET..... 3HJ,3HK,3HO,3HP,5GD,5GG	EA	3
1	4	PDODD	5965-00-064-5435	MT2161U	80058	HOLDER,HANDSET ..... 3HG,3HL,5GE,5GF,CJN	EA	1
1	4	PDODD	5965-00-064-5435	MT2161U	80058	HOLDER,HANDSET ..... 3HH,3HI,3HM,3HN,5GC	EA	2
1	4	PDODD	5965-00-064-5435	MT2161U	80058	HOLDER,HANDSET ..... 3HJ,3HK,3HO,3HP,5GD,5GG	EA	3
1	5	PDODD	5820-00-889-0857	PP2054GRC	8D058	POWER,SUPPLY ..... 3HG,3HL,5GE,5GF,CJN	EA	1
1	5	PDODD	5820-00-889-0857	PP2054GRC	80058	POWER,SUPPLY ..... 3HH,3HI,3HM,3HN,5GC	EA	2
1	5	PDODD	5820-00-889-0857	PP2054GRC	80058	POWER,SUPPLY ..... 3HJ,3HK,3HO,3HP,5GD,5GG	EA	3
1	6	PDODD	5820-00-892-3863	T893PGRC	80058	TRANSMITTER,RADIO ..... 3HG,3HL,5GE,5GF,CJN	EA	1
1	6	PDODL	5820-00-892-3863	T893PGRC	80058	TRANSMITTER,RADIO ..... 3HH,3HI,3HM,3HN,5GC	EA	2
1	6	PDODL	5820-00-892-3863	T893PGRC	80058	TRANSMITTER,RADIO ..... 3HJ,3HK,3HO,3HP,5GD,5GG	EA	3
1	7	PDODD	5820-00-892-3858	R-48(P)GRC	80058	RECEIVER,RADIO ..... 3HG	EA	1
1	7	PDODD	5820-00-892-3858	R1148(P)GRC	80058	RECEIVER,RADIO ..... 3HH,3HI	EA	2
1	7	PDODD	5820-00-892-3858	R1148(P)GRC	80058	RECEIVER,RADIO ..... 3HJ,3HK	EA	3
1	7	PDODD	5820-01-020-2259	R1331BPGRC	80058	RECEIVER,RADIO ..... 3HL,5GE,5GF,CJN	EA	1
1	7	PDODD	5820-01-020-2259	R1331BPGRC	80058	RECEIVER,RADID ..... 3HM,3HN,5GC	EA	2
1	7	PDODD	5820-01-020-2259	R1331BPGRC	80058	RECEIVER,RADIO ..... 3HO,3HP,5GD,5GG	EA	3
1	9	XDOZZ		8G102A	8D058	BAG,ACCESSORY ..... 3HG,3HL,3HN,5GE,5GF,CJN	EA	1
1	9	XDOZZ		8G102A	80058	BAG,ACCESSORY ..... 3HH,3HI,3HM,5GC	EA	2
1	9	XDOZZ		BG102A	8D058	BAG,ACCESSORY ..... 3HJ,3HK,3HO,3HP,5GD,5GG	EA	3
1	11	PDODD	5820-00-064-5450	CY2583GRC	80058	CASE,COMMUNICATION ..... 3HG,3HH,3HI,3HL,3HM,3HN, 5GC,5GE,5GF	EA	1
1	11	PDODD	5820-00-064-5450	CY2583GRC	8D058	CASE,COMMUNICATION ..... 3HJ,3HK,3HO,3HP,5GD,5GG	EA	2
1	12	PDODD	6110-00-064-5478	CNS14GRC	80058	REGULAR VOLTAGE ..... 3HG,3HH,3HI,3HJ,3HK,3HL,3HM, 3HN,3HO,3HP,5GC,5GD,5GE,5GF,5GG	EA	1
1	13	PDODD	5820-00-064-5451	CY2582GRC	80058	CASE,TUNER ..... 3HG,3HL,5GE,5GF	EA	1
1	13	PDODD	5820-00-064-5451	CY2582GRC	80058	CASE,TUNER ..... 5GC	EA	2
1	13	PDODD	5820-00-064-5451	CY2582GRC	80058	CASE,TUNER ..... 5GD,5GG	EA	3
1	21	PAOZZ	5935-00-064-5561	UG1373U	80058	ADAPTER,CONNECTOR ..... 3HG,3HL,5GE,5GF,CJN	EA	1
1	21	PAOZZ	5935-00-064-5561	JG1373U	80058	ADAPTER,CONNECTOR ..... 3HH,3HI,3HM,3HN,5GC	EA	2
1	21	PAOZZ	5935-00-064-5561	JG1373U	80058	ADAPTER,CONNECTOR ..... 3HJ,3HK,3HO,3HP,5GD,5GG	EA	3

## SECTION II

TM 11-5820-461-20P

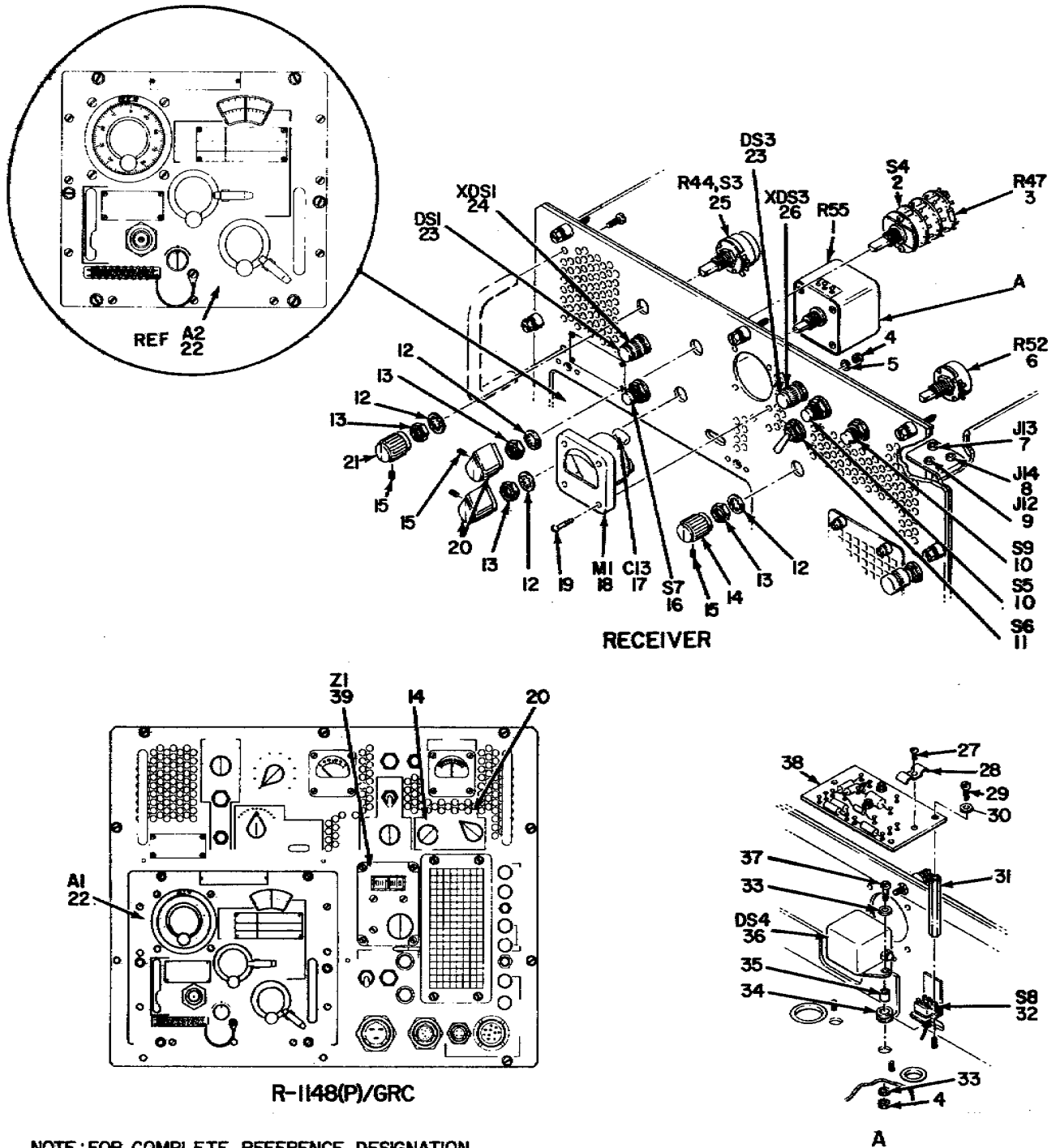
(1)		(2)	(3)	(4)	(5)	(6)	(7)	(8)
ILLUSTRATION		SMR CODE	NATIONAL STOCK NUMBER	PART NUMBER	FSCM	DESCRIPTION  <i>USABLE ON CODE</i>	U/M	QTY INC IN UNIT
(a) FIG NO.	(b) ITEM NO.							
1	22	PAODD	5935-00-892-8878	UG1374U	80058	ADAPTER,CONNECTOR.....3HG,3HL, 5GE,CJN	EA	1
1	22	PAODD	5935-00-892-8878	UG1374U	80058	ADAPTER,CONNECTOR.....3HH, 3HI,3HM,3HN	EA	4
1	22	PAODD	5935-00-892-8878	UG1374U	80058	ADAPTER,CONNECTOR..... 3GJ3HK,3HO,3HP,5GC	EA	6
1	22	PAODD	5935-00-892-8878	UG1374U	80058	ADAPTER,CONNECTOR..... 5GC,5GF	EA	2
1	22	PAODD	5935-00-892-8878	UG1374U	80058	ADAPTER,CONNECTOR..... 5GD	EA	3
1	23	PAOZZ	5935-00-064-5560	UG1375U	80058	ADAPTER,CONNECTOR..... 3HG,3HL,5GE,5GF,CJN	EA	1
1	23	PAOZZ	5935-00-064-5560	UG1375U	80058	ADAPTER,CONNECTOR.....3HH,3HI,5GC	EA	2
1	23	PAOZZ	5935-00-064-5560	UG1375U	80058	ADAPTER,CONNECTOR.....3HI,3HK,5GF,5GG	EA	3
						<b>6/(7 Blank)</b>		



EL3NB006

Figure 2. Receiver, Radio R-1148(P)/GRC and R-1331 (\*) (P)/GRC (3).

(1)		(2)	(3)	(4)	(5)	(6)	(7)	(8)
ILLUSTRATION		SMR CODE	NATIONAL STOCK NUMBER	PART NUMBER	FSCM	DESCRIPTION  <i>USABLE ON CODE</i>	U/M	QTY INC IN UNIT
(a) FIG NO.	(b) ITEM NO.							
2	1	PDODD		SCDL498260	80063	GROUP 01 RECEIVER, RADIO R-1148(P)/GRC AND R-1331(*) (P)/GRC(3) RECEIVER,RADIO,CASE..... 3HL,3HM,3HN,3HO,3HP,5GC,5GD, 5GE,5GF,5GG,CJN	EA	1
					<b>9</b>			



NOTE: FOR COMPLETE REFERENCE DESIGNATION  
PREFIX WITH 3

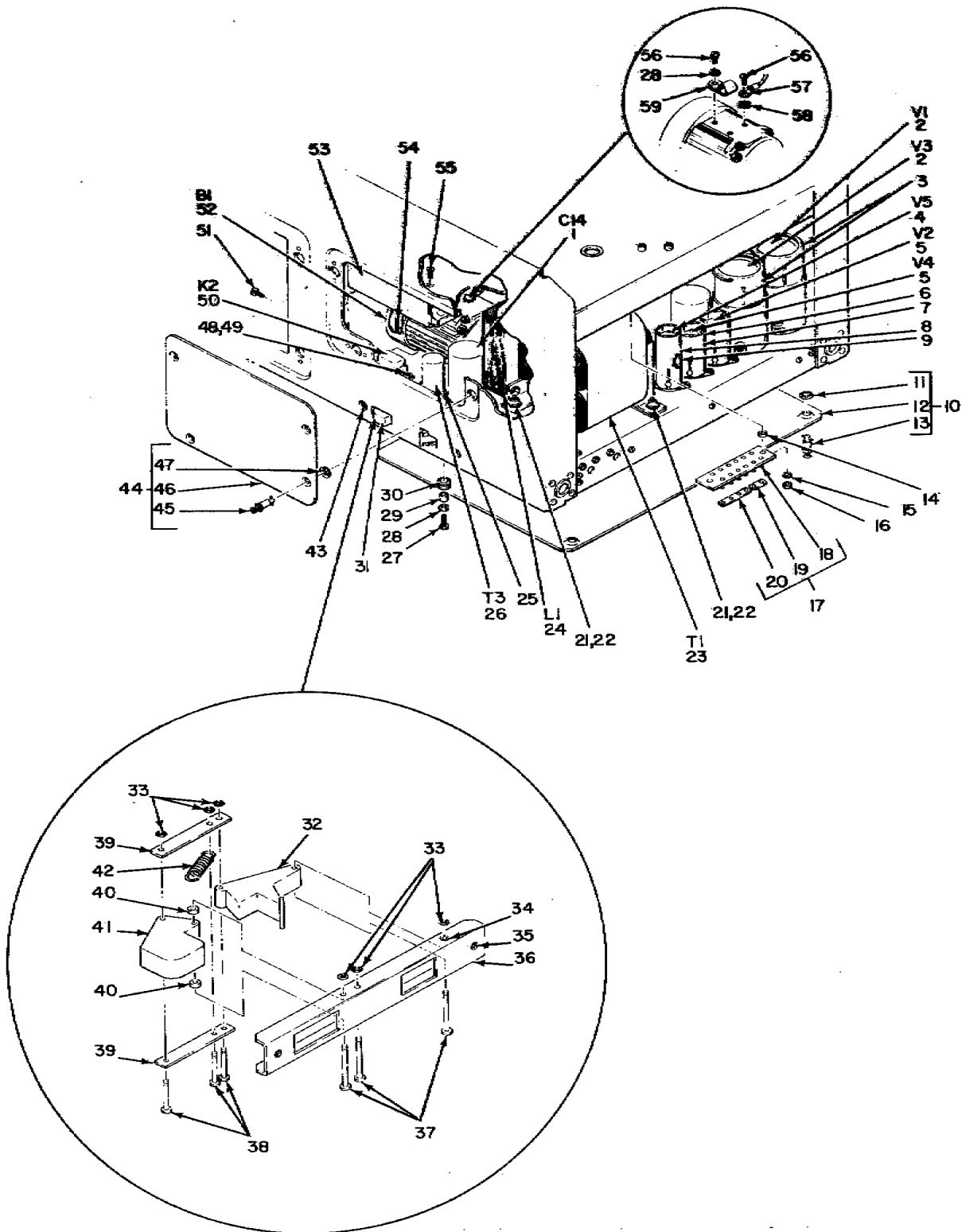
EL3NB008

Figure 3. Receiver, Radio R-1148 (P)/GRC and R-1331 (\*) (P) / GRC (3),  
Front Panel, Component Mounting.

## SECTION II

TM 11-5820-461-20P

(1) ILLUSTRATION		(2)	(3)	(4)	(5)	(6)	(7)	(8)
(a) FIG NO.	(b) ITEM NO.	SMR CODE	NATIONAL STOCK NUMBER	PART NUMBER	FSCM	DESCRIPTION  <i>USABLE ON CODE</i>	U/M	QTY INC IN UNIT
3	14	PAOZZ	5355-00-556-0151	MS91528-ID2B	96906	KNOB..... 3HG,3HH,3HI,3HJ,3HK	EA	2
3	14	PAOZZ	5355-00-989-4259	MS91528-IOZB	95906	KNOB..... 3HL,3HM,3HO,3HP,5GC,5GD, 5GE,5GF,5GG,CJN	EA	1
3	15	XDOZZ	5305-00-655-9246	MS51021-10	96906	SETSCREW..... 3HL,3HM,3HO,3HP,5GC,5GD, 5GE,5GF,5GG,CJN	EA	8
3	20	PAOZZ	5355-00-556-0145	MS91528-1K2B	96906	KNOB..... 3HG,3HH,3HI,3HJ,3HK	EA	3
3	20	PAOZZ	5355-00-556-0145	MS91528-1K2B	96906	KNOB..... 3HL,3HM,3HO,3HP,5GC,5GD, 5GE,5GF,5GG,CJN	EA	2
3	21	PAOZZ	5355-00-889-3450	SMB424034	80063	KNOB..... 3HG,3HH,3HI,3HJ,3HK,3HL, 3HM,3HN,3HO,3HP,5GC,5GD	EA	1
3	22	PDODD	5820-00-892-3859	AM1955GRC	80058	AMPLIFIER-CONVERTER..... 3HG,3HI,3HK	EA	1
3	22	PDODD	5820-00-892-3860	AN1956GRC	80058	AMPLIFIER-CONVERTER..... 3HG,3HH,3HK	EA	1
3	22	PDODD	5820-00-082-4293	AN1955AGRC	80058	AMPLIFIER-CONVERTER..... 3HL,3HN,3HP,5GC,5GD,5GE, 5GF,5GG	EA	1
3	22	PDOOD	5820-00-082-4294	AM1956AGRC	80058	AMPLIFIER-CONVERTER..... 3HL,3HM,3HO,5GC,5GD,5GE, 5GF,5GG,CJN	EA	1
3	22	XDODD		AM1956BGRC	80058	AMPLIFIER-CONVERTER..... 3HL,3HM,3HO,5GC,5GD,5GE, 5GG,CJN	EA	1
3	23	PAOZZ	6240-00-155-7857	MS25237-328	96906	LAMP,INCANDESCENT ..... 3HG,3HL,3HM,3HN,3HO,3HP, 5GC,5GD,5GE,5GF	EA	2



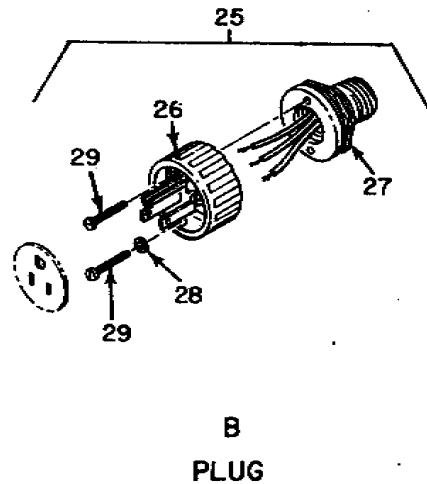
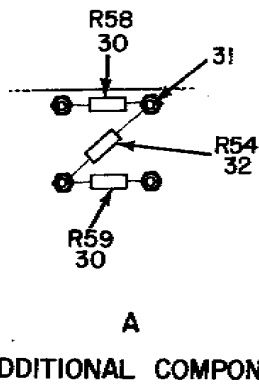
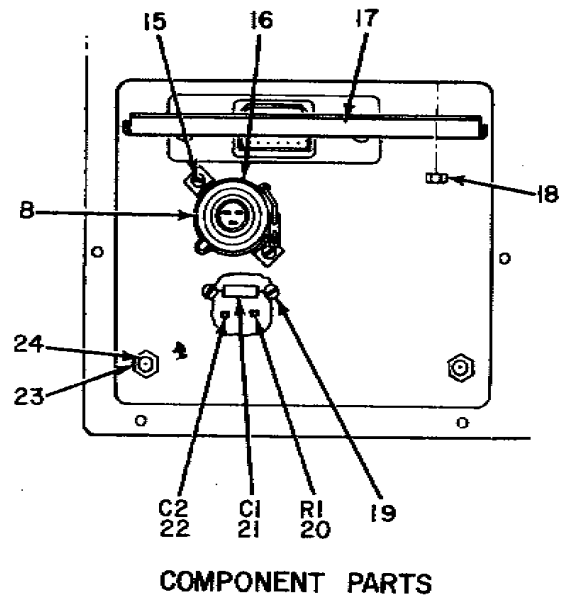
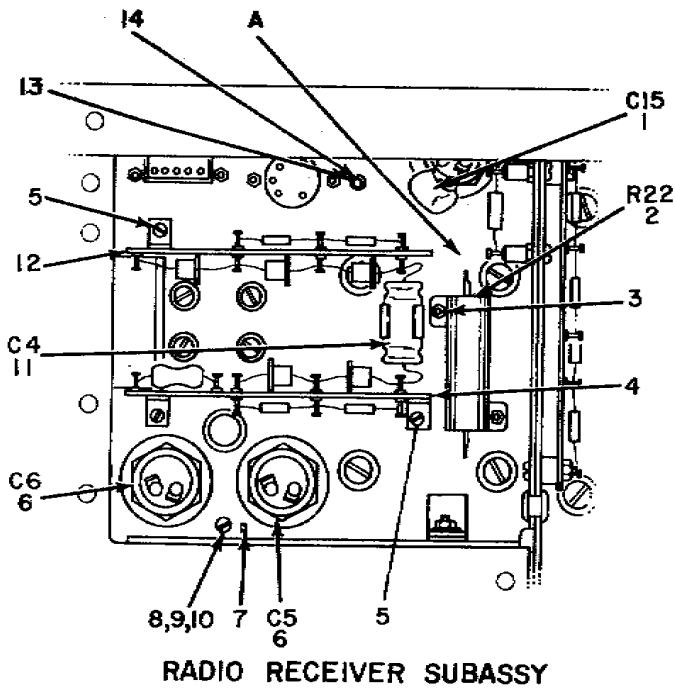
NOTE: FOR COMPLETE REFERENCE DESIGNATION  
PREFIX WITH 3

EL3N8009

Figure 4. Receiver, Radio R-1148(P)/GRC and R-1331(\*)P/GRC (3), Subassembly.

(1)		(2)	(3)	(4)	(5)	(6)	(7)	(8)
ILLUSTRATION		SMR CODE	NATIONAL STOCK NUMBER	PART NUMBER	FSCM	DESCRIPTION  <i>USABLE ON CODE</i>	U/M	QTY INC IN UNIT
(a) FIG NO.	(b) ITEM NO.							
4	2	PAOZZ	5960-00-543-1001	6080WA	81349	ELECTRON TUBE ..... 3HG,3HH,3HI,3HJ,3HK	EA	2
4	2	PAOZZ	5960-00-542-7182	6080WB	81349	ELECTRON TUBE ..... 3HL,3HM,3HO,3HP,5GC,5GD, 5GE,5GF,5GG,CJN	EA	2
4	4	PAOZZ	5960-00-624-4718	OB2WA	81349	ELECTRON TUBE ..... 3HG,3HH,3HI,3HJ,3HK,3HL, 3HM,3HN,3HO,3HP,5GC,5GD	EA	1
4	5	PAOZZ	5960-00-082-4139	5751	81349	ELECTRON TUBE ..... 3HG,3HH,3HI,3HJ,3HK, 3HL, 3HM,3HN,3HO,3HP,5GC,5GD	EA	2
4	6	PAOZZ	5935-00-651-2698	SCC31471-2	80063	SHIELD,ELECTRON TUBE..... 3HL,3HM,3HN,3HO,3HP,5GC, 5GD,5GE,5GF,5GG,CJN	EA	21
4	8	PAOZZ	5960-00-686-8087	MS24233-5	96906	SHIELD,ELECTRON TUBE..... 3HL,3HM,3HN,3HO,3HP,5GC, 5GD,5GE,5GF,5GG,CJN	EA	5
4	9	PAOZZ	5935-00-088-4211	SCC31471-1	80063	RETAINER,ELECTRON TUBE.. 3HL,3HM,3HN,3HO,3HP,5GC, 5GD,5GE,5GF,5GG,CJN	EA	1



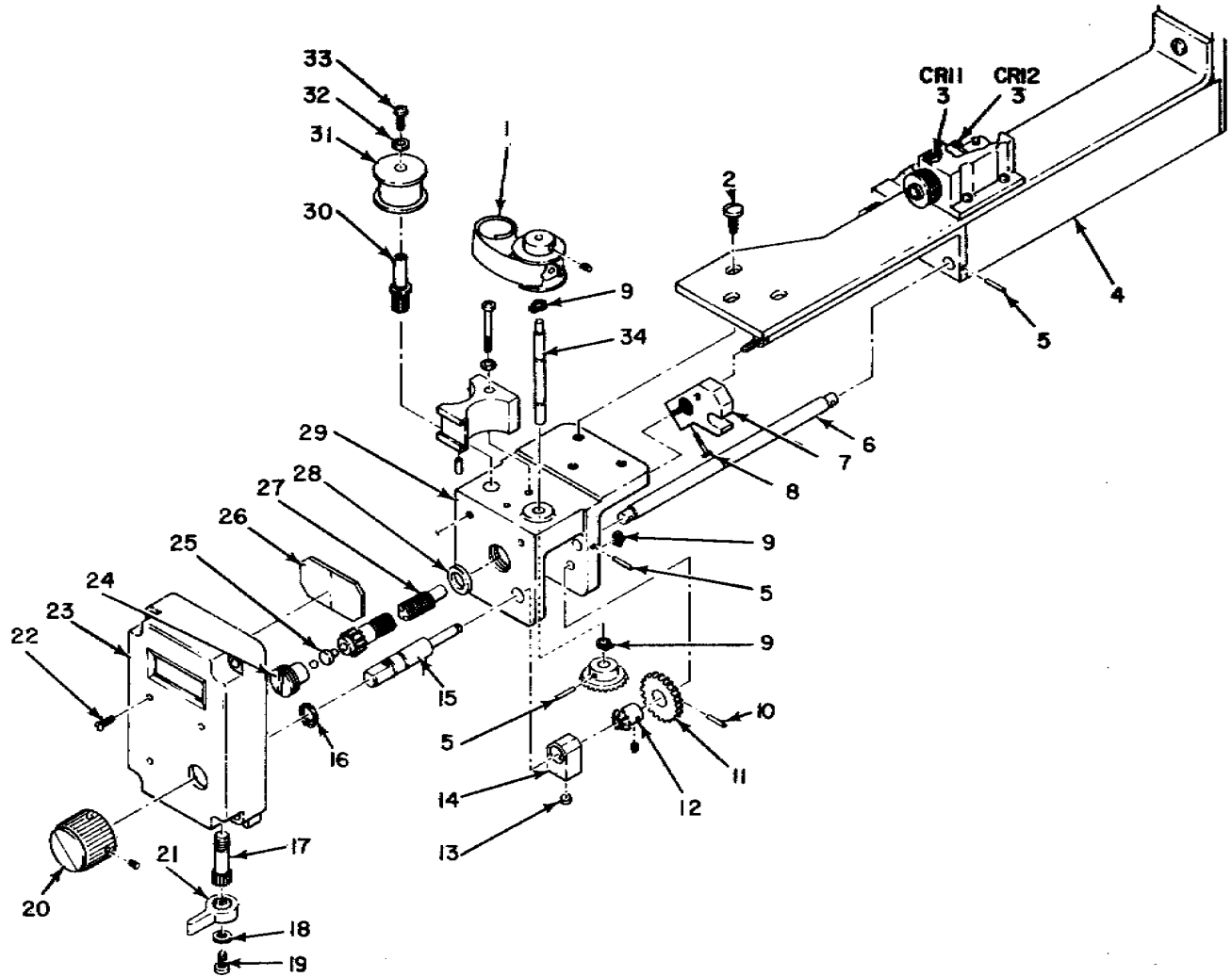


NOTE: FOR COMPLETE REFERENCE DESIGNATION  
PREFIX WITH 3

EL3NB011

Figure 5. Receiver, Radio R-1148(P)/GRC and R-1331(\*) (P)/GRC (3), Subassembly.

(1)		(2)	(3)	(4)	(5)	(6)	(7)	(8)
ILLUSTRATION		SMR CODE	NATIONAL STOCK NUMBER	PART NUMBER	FSCM	DESCRIPTION  <i>USABLE ON CODE</i>	U/M	QTY INC IN UNIT
(a) FIG NO.	(b) ITEM NO.							
5	25	PAOHH	5820-00-083-0333	SMB422961	80063	POWER SUPPLY SUBASSEMBLY .....3HL,3HM,3HN,3HO, 3HP,5GC,5GD,5GE,5GF,5GG,CJN	EA	1
						15		



NOTE: FOR COMPLETE REFERENCE DESIGNATION  
PREFIX WITH 3

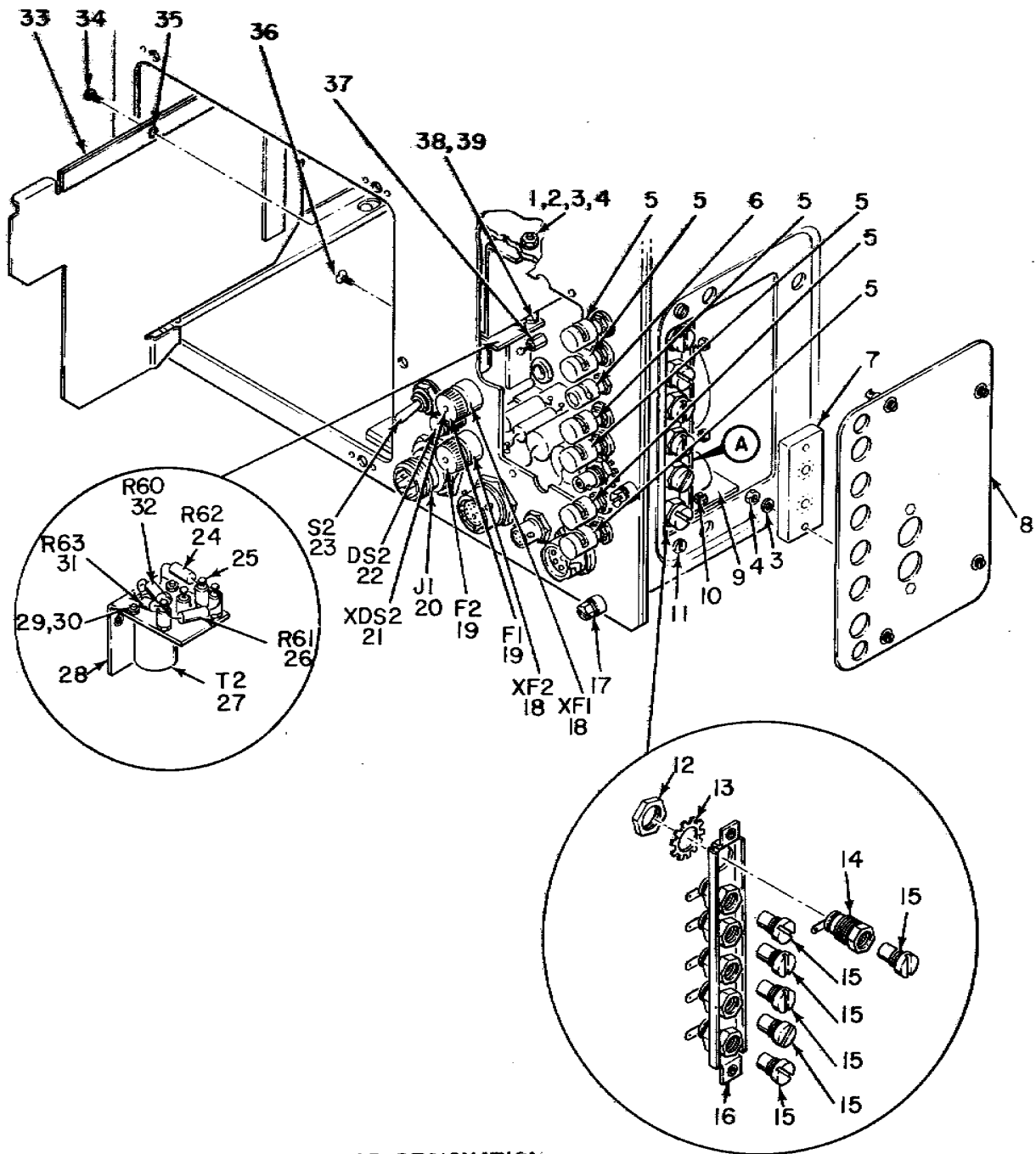
E1 3NB012

Figure 6. Receiver, Radio R-1148(P)/GRC and  
R-1331(\*) (P)/GRC (3), Tuning Cavity.

## SECTION II

TM 11-5820-461-20P

(1)		(2)	(3)	(4)	(5)	(6)	(7)	(8)
ILLUSTRATION		SMR CODE	NATIONAL STOCK NUMBER	PART NUMBER	FSCM	DESCRIPTION  <i>USABLE ON CODE</i>	U/M	QTY INC IN UNIT
(a) FIG NO.	(b) ITEM NO.							
6	20	PAOZZ	5355-00-889-3378	SMB423172	80063	KNOB ..... 3HG,3HH,3HI,3HJ,3HK	EA	1
						<b>17</b>		



NOTE: FOR COMPLETE REFERENCE DESIGNATION  
PREFIX WITH 3

EL3NB015

Figure 7. Receiver, Radio R-1148(P)/GRC and R-1331(\*) (P)/GRC (3) Filter,  
Air Conditioning.

## SECTION II

TM 11-5820-461-20P

(1)		(2)	(3)	(4)	(5)	(6)	(7)	(8)
ILLUSTRATION		SMR CODE	NATIONAL STOCK NUMBER	PART NUMBER	FSCM	DESCRIPTION  <i>USABLE ON CODE</i>	U/M	QTY INC IN UNIT
(a) FIG NO.	(b) ITEM NO.							
7	19	PAOZZ	5920-00-504-0540	MS90079-22-1	96906	FUSE,CARTRIOGE..... 3HG,3HH,3HI,3HJ,3HK	EA	2
7	19	PAOZZ	5920-00-284-6796	F03B32V5A	81349	FUSE,CARTRIDGE..... 3HL,3HM,3HN,3HO,3HP,5GC, 5GD,5GE,5GF,5GG,CJN	EA	1
7	22	XDOZZ		MS25237-8	96906	LAMP,INCANDESCENT ..... 3HG,3HH,3HI,3HJ,3HK	EA	1
7	22	PAOZZ	6240-00-155-7857	MS25237-328	96906	LAMP,INCANDESCENT ..... 3HL,3HM,3HN,3HO,3HP,5GC, 5GD,5GE,5GF,5GG,CJN	EA	1

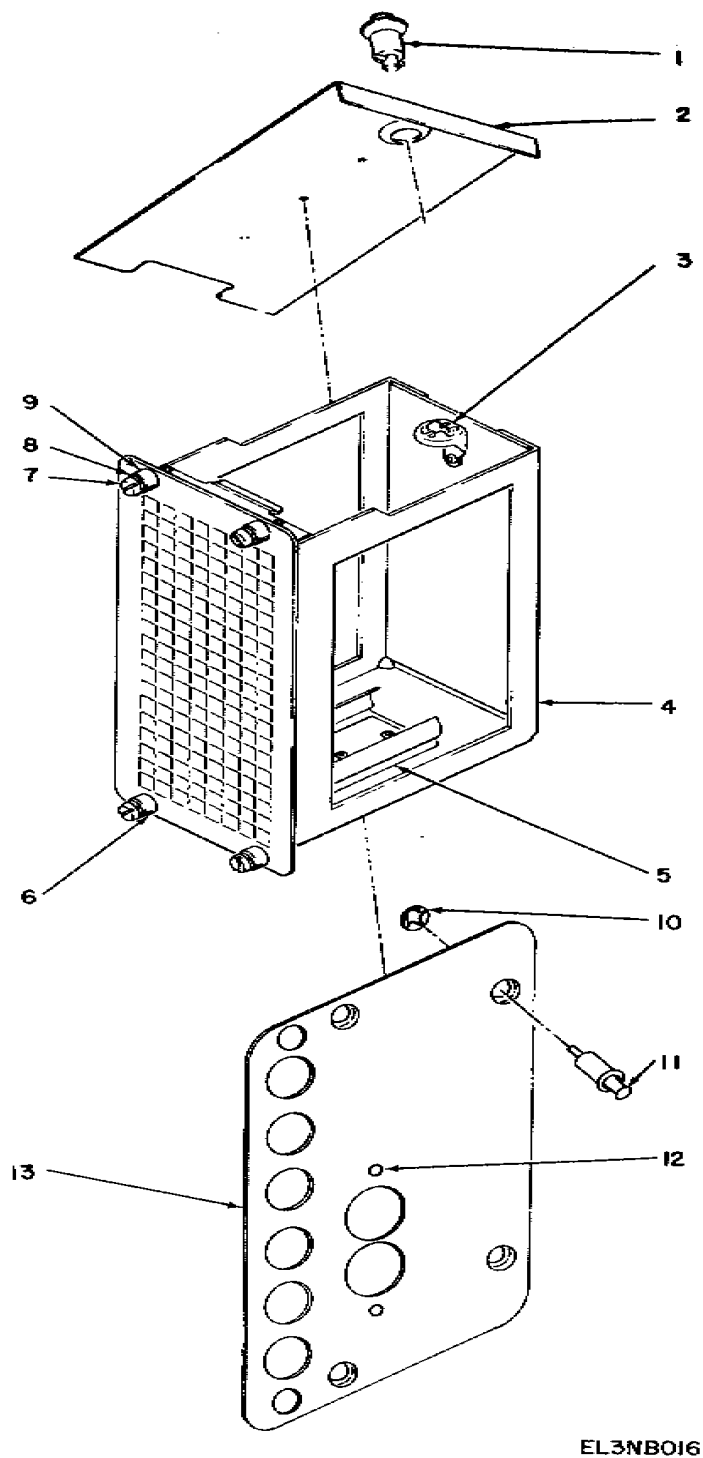


Figure 8. Receiver, Radio R-1148(P)/GRC and R-1331(\*) (P)/GRC (3). Filter.

(1)		(2)	(3)	(4)	(5)	(6)	(7)	(8)
ILLUSTRATION		SMR CODE	NATIONAL STOCK NUMBER	PART NUMBER	FSCM	DESCRIPTION  <i>USABLE ON CODE</i>	U/M	QTY INC IN UNIT
(a) FIG NO.	(b) ITEM NO.							
8	6	PAOZZ	4130-00-061-2427	SMB423078-1	80063	FILTER ELEMENT,AIR..... 3HG,3HH,3HI,3HJ,3HK,3HL, 3HM,3HN,3H0,3HP,5GC,5GD	EA	2
						<b>21</b>		





(1)		(2)	(3)	(4)	(5)	(6)	(7)	(8)
ILLUSTRATION		SMR CODE	NATIONAL STOCK NUMBER	PART NUMBER	FSCM	DESCRIPTION  <i>USABLE ON CODE</i>	U/M	QTY INC IN UNIT
(a) FIG NO.	(b) ITEM NO.							
9	20	PAOZZ	5355-00-034-0990	SMB423171	80063	GROUP 0101 Amplifier-Converter AM-1955(*)/GRC (3A1)		
9	22	PAOZZ	5355-00-034-0990	SMB423171	80063	KNOB ..... 3HL,3HH,3HP,SGC,5GD,5GE,5GR,5GG KNOB ..... 3HG,3HI,3HK	EA EA	1 1
						23		

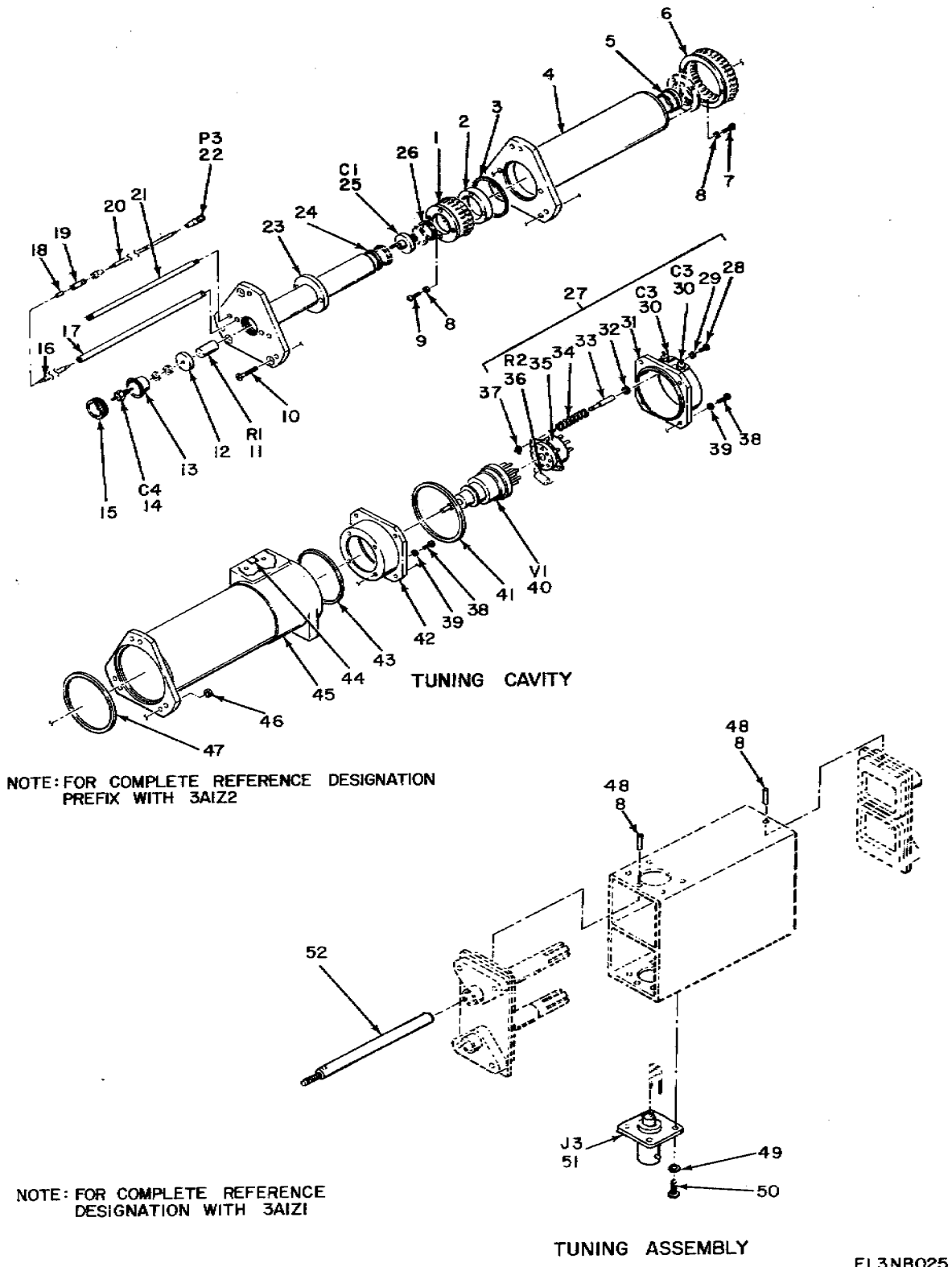
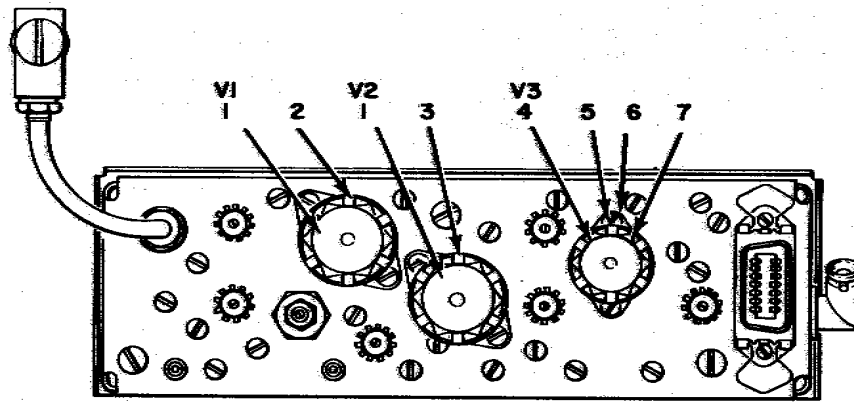


Figure 10. Amplifier-Converter AM-1955(\*)/GRC, (3A1), Oscillator and Tuning Cavity.

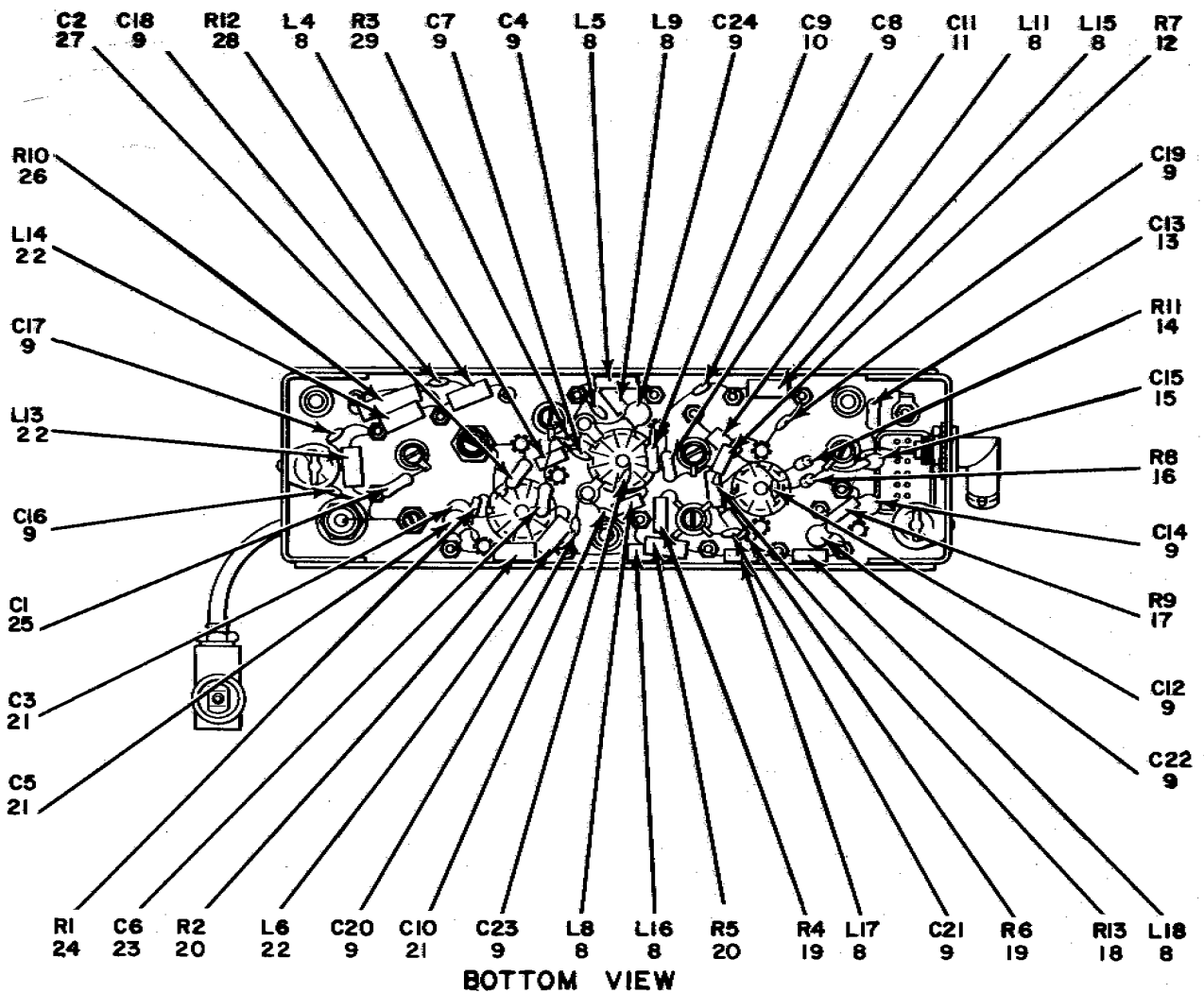
## SECTION II

TM 11-5820-461-20P

(1)		(2)	(3)	(4)	(5)	(6)	(7)	(8)
ILLUSTRATION		SMR CODE	NATIONAL STOCK NUMBER	PART NUMBER	FSCM	DESCRIPTION  <i>USABLE ON CODE</i>	U/M	QTY INC IN UNIT
(a) FIG NO.	(b) ITEM NO.							
10	40	XDOZZ		C40A	81349	ELECTRON TUBE.....3HG, 3HI, 3HK	EA	1
						25		



TOP VIEW



BOTTOM VIEW

NOTE: FOR COMPLETE REFERENCE DESIGNATION  
PREFIX WITH 3A1A1

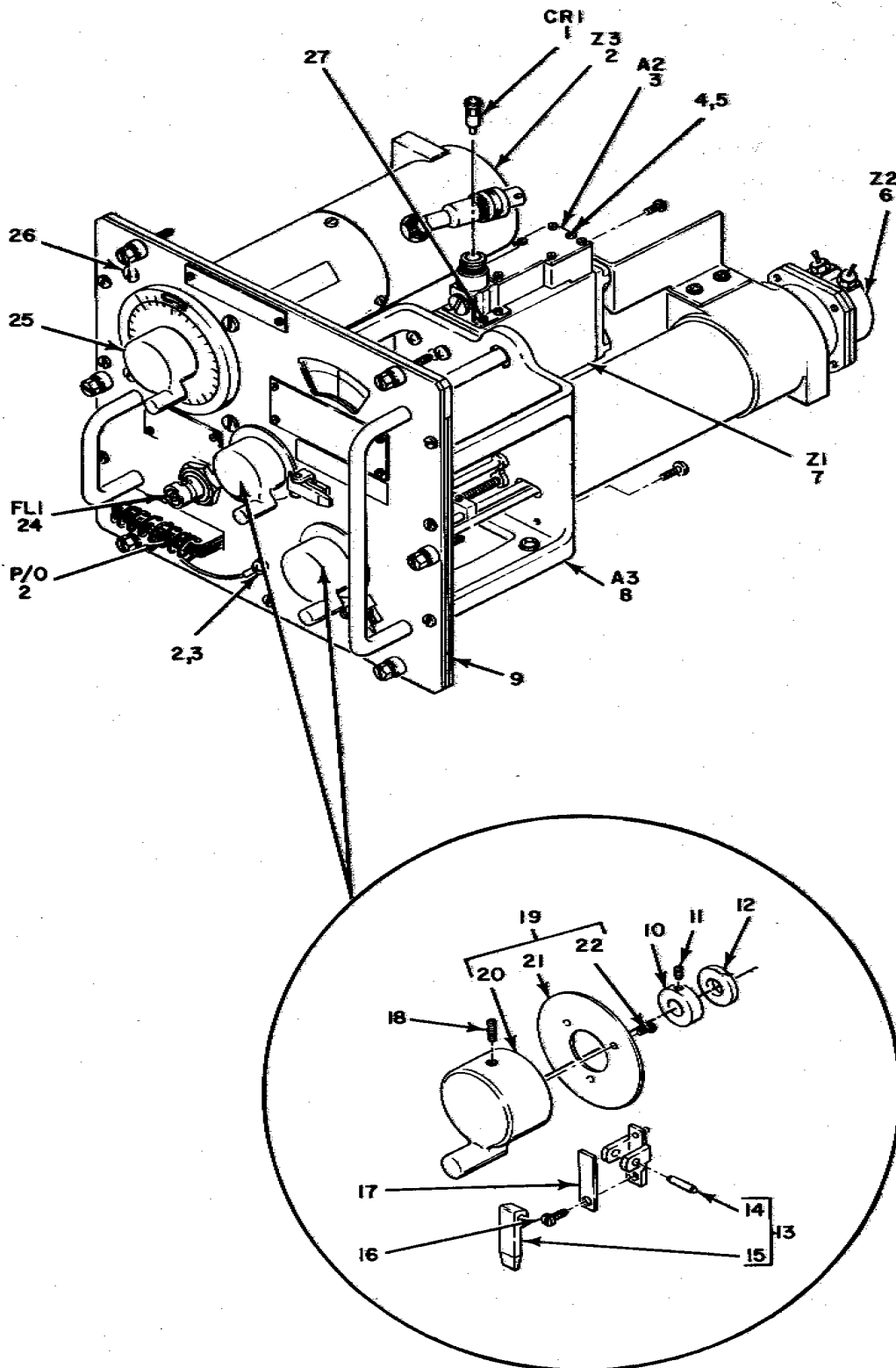
EL3NB026

Figure 11. 1st IF Subassembly (3A1A1)

## SECTION II

TM 11-5820-461-20P

(1)		(2)	(3)	(4)	(5)	(6)	(7)	(8)
ILLUSTRATION		SMR CODE	NATIONAL STOCK NUMBER	PART NUMBER	FSCM	DESCRIPTION  <i>USABLE ON CODE</i>	U/M	QTY INC IN UNIT
(a) FIG NO.	(b) ITEM NO.							
						GROUP 010101 1ST IF SUBASSEMBLY (3A1A1)		
11	1	PAOZZ	5960-00-247-8748	5842	81349	ELECTRON TUBE.....	EA	2
11	2	PAOZZ	5960-00-866-2712	M24251-6-4	81349	SHIELD,ELECTRON TUBE.....	EA	2
11	4	PAOZZ	5960-00-045-8639	5654	81349	ELECTRON TUBE.....	EA	1
11	5	PAOZZ	5960-00-858-5172	M24251-6-1	81349	SHIELD,ELECTRON TUBE.....	EA	1



NOTE: FOR COMPLETE REFERENCE DESIGNATION  
PREFIX WITH 3A2

EL3NB030

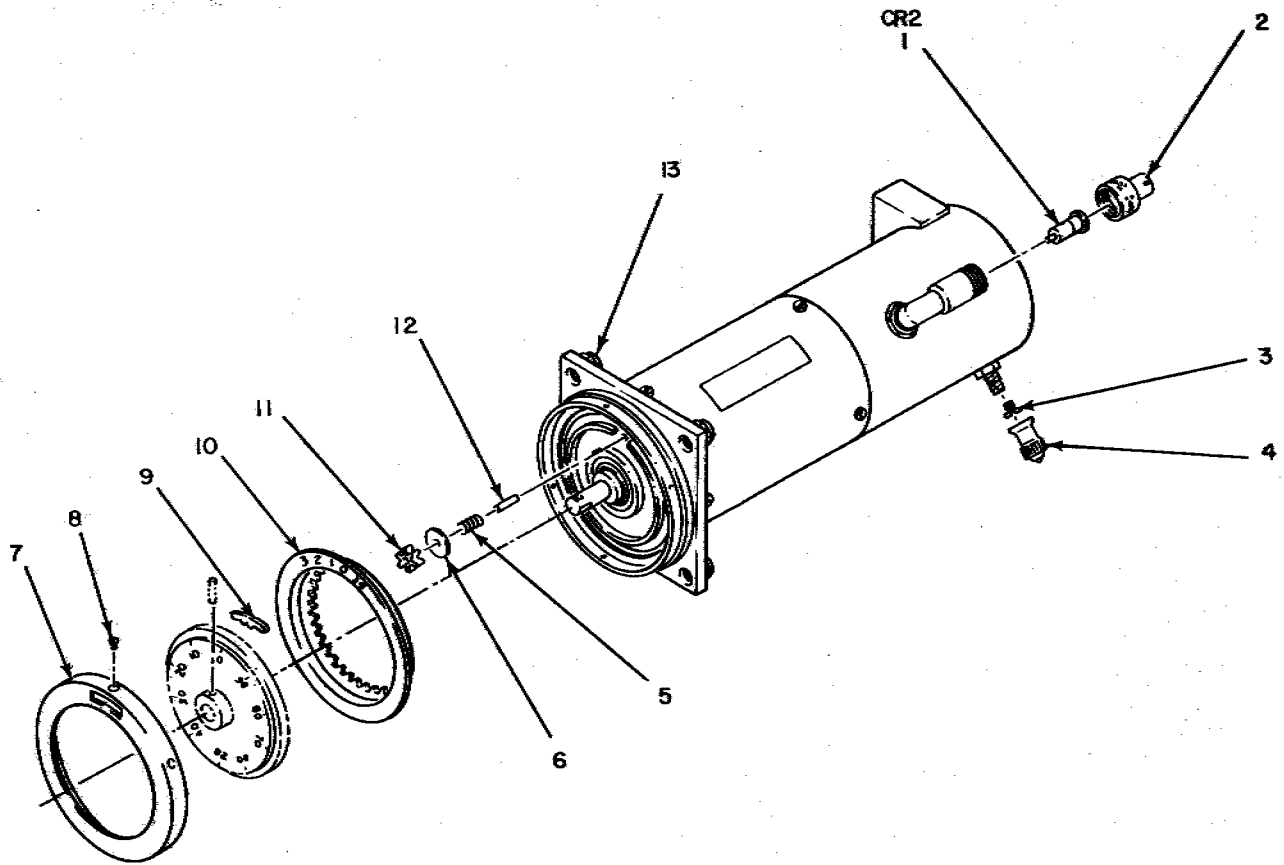
Figure 12. Amplifier-Converter AM-1956(\*)/GRC, (3A2), Top View.

## SECTION II

TM 11-5820-461-20P

(1)		(2)	(3)	(4)	(5)	(6)	(7)	(8)
ILLUSTRATION		SMR CODE	NATIONAL STOCK NUMBER	PART NUMBER	FSCM	DESCRIPTION  <i>USABLE ON CODE</i>	U/M	QTY INC IN UNIT
(a) FIG NO.	(b) ITEM NO.							
12	1	PAOZZ	5961-00-615-5550	JAN1N21WE	81349	GROUP 0102 AMPLIFIER CONVERTER AM-1956(*)/GRC (3A2) SEMICONDUCTOR,DIODE... 3HL,3HM,3HO,5GC,5GD,5GE 5GF,5GG,CLN	EA	1
12	18	XDOZZ	5305-00-725-0102	MS51963-39	96906	SETSCREW ..... 3HL,3HM,3HO,5GC,5GD,5GE 5GF,5GG,CJN	EA	2
12	19	PAOZZ	5820-00-034-0907	SMB422602	80063	AMPLIFIER-OSCILLATOR..... 3HG,3HH,3HJ	EA	2
12	19	PAOZZ	5820-00-034-0907	SMB422602	80063	AMPLIFIER-OSCILLATOR.... 3HL,3HM,3HO,5GC,5GD,5GE 5GF,5GG,CJN	EA	2
12	25	PAOZZ	5355-00-889-3379	SMB422785	80063	KNOB..... 3HG,3HH,3HJ	EA	1
12	25	PAOZZ	5355-00-034-0990	SMB423171	80063	KNOB..... 3HL,3HM,3HO,5GC,5GD,5GE 5GF,5GG,CJN	EA	1



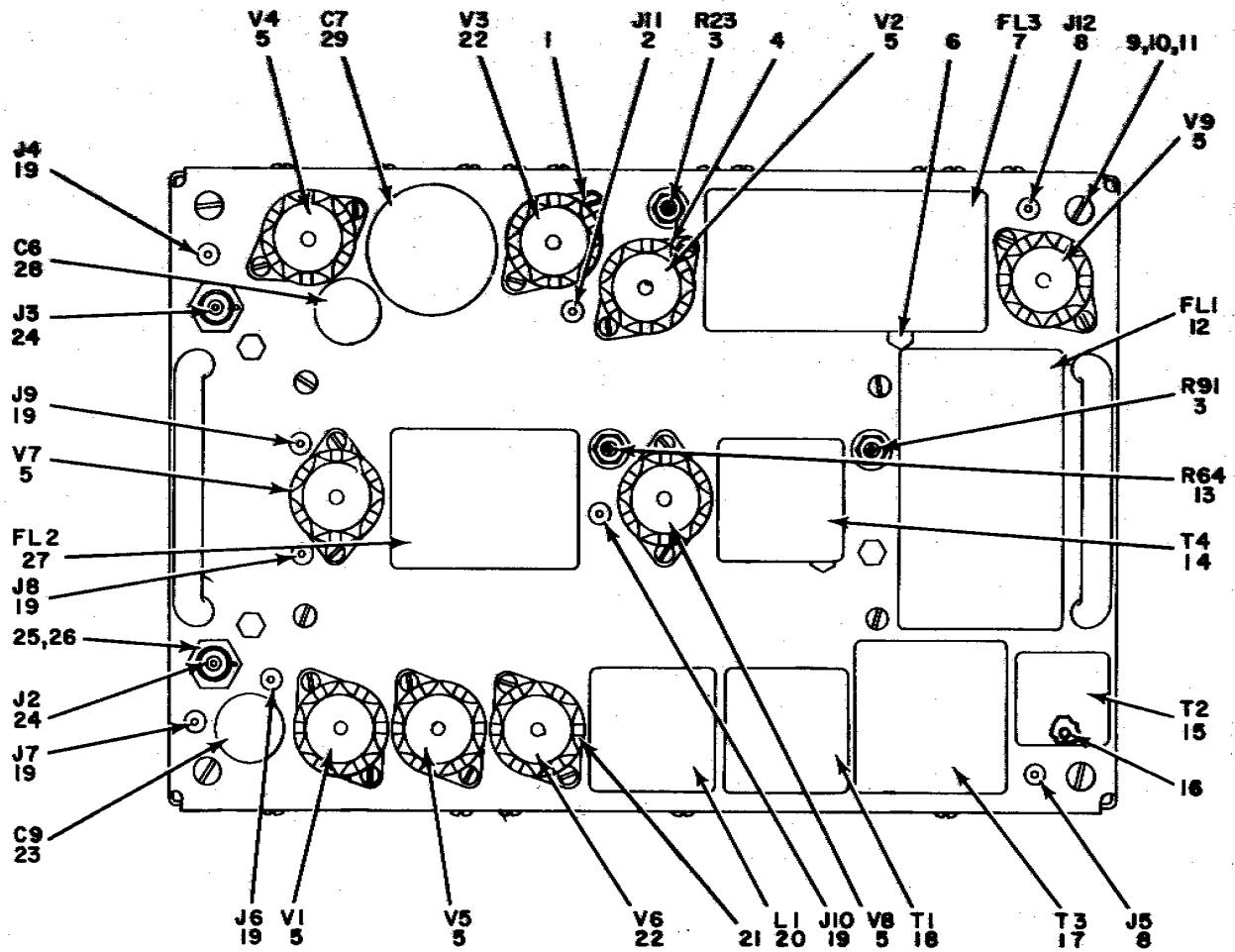


NOTE: FOR COMPLETE REFERENCE DESIGNATION  
PREFIX WITH 3A2Z3

EL3NB032

Figure 13. Amplifier-Converter AM-1956(\*)/GRC, (3A2), Wavemeter.

(1)		(2)	(3)	(4)	(5)	(6)	(7)	(8)
ILLUSTRATION		SMR CODE	NATIONAL STOCK NUMBER	PART NUMBER	FSCM	DESCRIPTION  <i>USABLE ON CODE</i>	U/M	QTY INC IN UNIT
(a) FIG NO.	(b) ITEM NO.							
13	1	XDOZZ		SMB423367	80063	SEMICONDUCTOR,DIODE... 3HL,3HM,3HD,3GC,5GD,5GE 5GF,5GG,CJN	EA	1
13	2	XDOZZ		OOX4416	15196	HOLDER,CRYSTAL UNIT ..... 3HL,3HM,3HO,5GC,5GD,5GE 5GF,5GG,CJN	EA	1

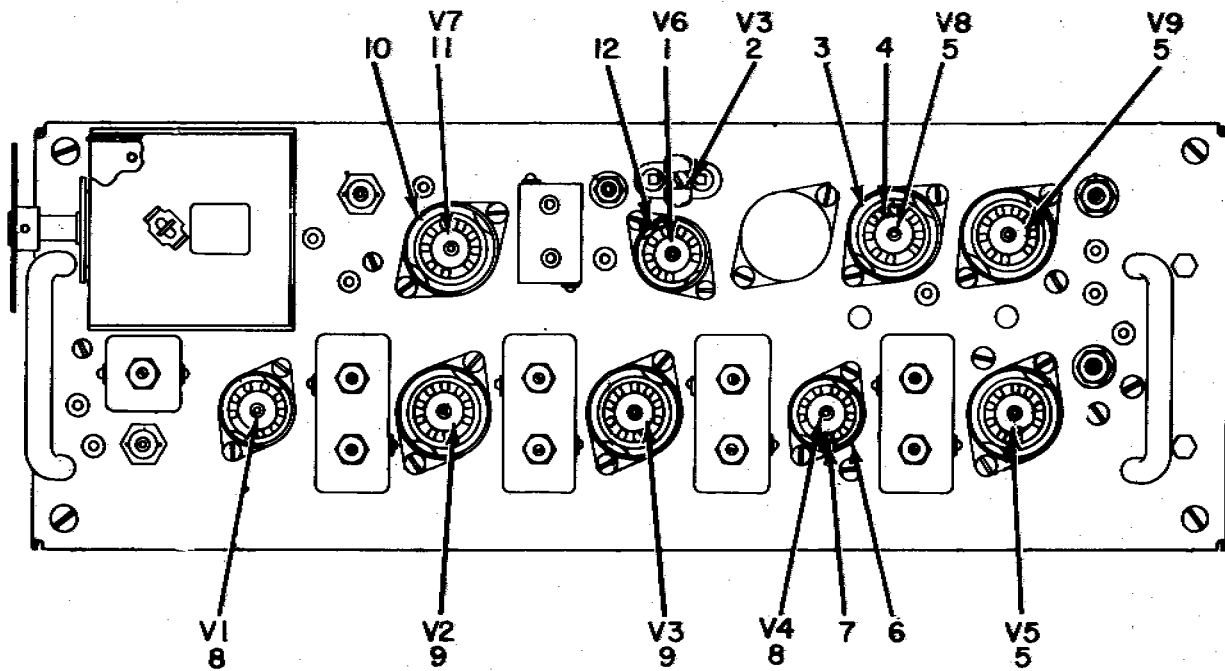


NOTE: FOR COMPLETE REFERENCE DESIGNATION  
PREFIX WITH 3A3

EL3NB036

Figure 14. Receiver Base Band Assembly (3A3).

(1)		(2)	(3)	(4)	(5)	(6)	(7)	(8)
ILLUSTRATION		SMR CODE	NATIONAL STOCK NUMBER	PART NUMBER	FSCM	DESCRIPTION  <i>USABLE ON CODE</i>	U/M	QTY INC IN UNIT
(a) FIG NO.	(b) ITEM NO.							
						GROUP 0103 RECEIVER BASE BAND ASSEMBLY (3A3)		
14	5	PAOZZ	5960-00-284-5843	5670WA	81349	ELECTRON TUBE..... 3HG,3HH,3HI,3HJ,3HK	EA	1
14	5	PAOZZ	5960-00-188-6584	5670	81349	ELECTRON TUBE..... 3HL,3HM,3HN,3HQ,3HP,5GC, 5GD,5GE,5GF,5GG,CJN	EA	7
14	22	PAOZZ	5960-00-577-3078	5687WA	81349	ELECTRON TUBE..... 3HG,3HH,3HI,3HJ,3HK	EA	2
14	22	PAOZZ	5960-00-179-4749	5687WB	81349	ELECTRON TUBE..... 3HL,3HM,3HN,3HO,3HP,5GC, 5GD,5GE,5GF,5GG,CJN	EA	2
<b>33</b>								



**NOTE: FOR COMPLETE REFERENCE DESIGNATION  
PREFIX WITH 3A4**

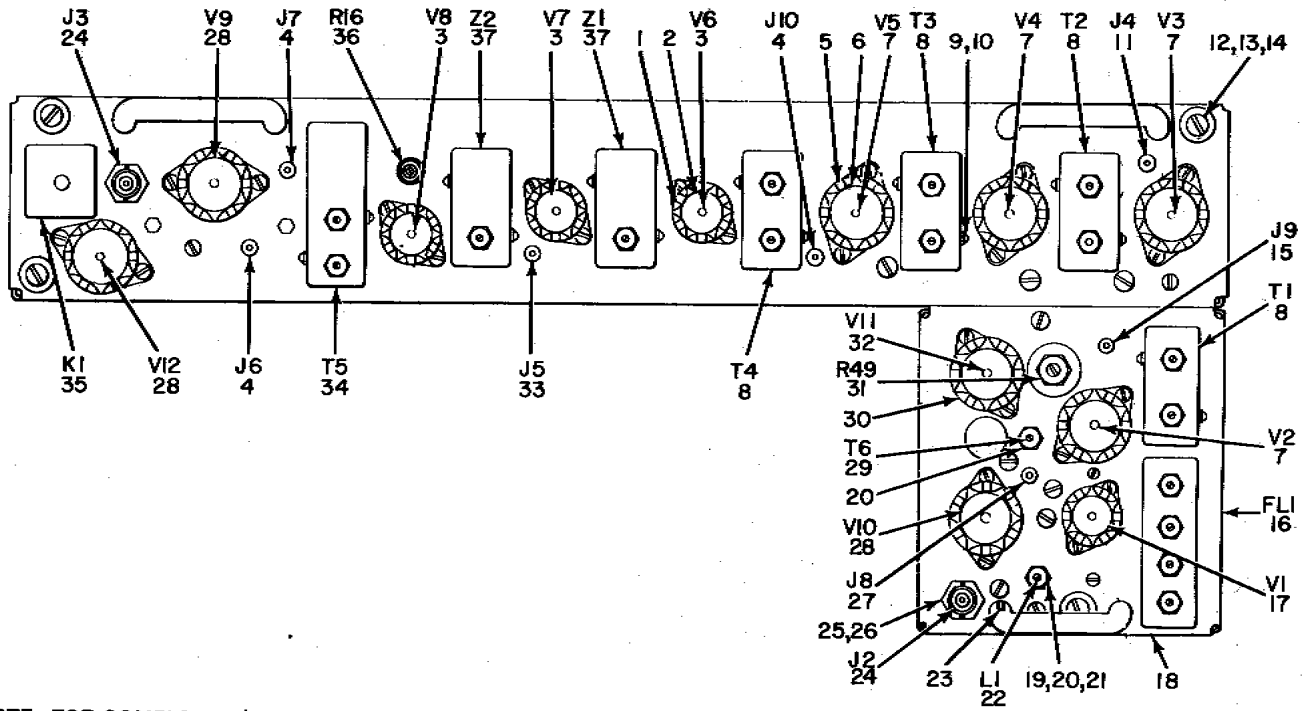
**EL3NB042**

Figure 15. Receiver AFC Assembly (3A4).

## SECTION II

TM 11-5820-461-20P

(1)		(2)	(3)	(4)	(5)	(6)	(7)	(8)
ILLUSTRATION		SMR CODE	NATIONAL STOCK NUMBER	PART NUMBER	FSCM	DESCRIPTION  <i>USABLE ON CODE</i>	U/M	QTY INC IN UNIT
(a) FIG NO.	(b) ITEM NO.							
						GROUP 0104 RECEIVER AFC ASSEMBLY (3A4)		
15	1	PAOZZ	5960-00-542-7004	6AH6WA	81349	ELECTRON TUBE..... 3HG,3HH,3HI,3HJ,3HK	EA	1
15	3	PAOZZ	5960-00-866-2712	M24251-6-4	81349	SHIELD,ELECTRON TUBE..... 3HG,3HH,3HI,3HJ,3HK	EA	5
15	5	PAOZZ	5960-00-188-6584	5670	81349	ELECTRON TUBE..... 3HG,3HH,3HI,3HJ,3HK	EA	3
15	6	PAOZZ	5960-00-858-5172	M24251-6-1	81349	SHIELD,ELECTRON TUBE..... 3HG,3HH,3HI,3HJ,3HK	EA	2
15	8	PAOZZ	5960-00-045-8639	5654	81349	ELECTRON TUBE..... 3HG,3HHG3HI,3HJ,3HK	EA	2
15	9	PAOZZ	5960-00-820-8717	6688	81349	ELECTRON TUBE..... 3HG,3HH,3HI,3HJ,3HK	EA	2
15	10	PAOZZ	5960-00-860-7710	M24251-6-5	81349	INSERT,ELECTRON TUBE..... 3HG,3HH,3HI,3HJ,3HK	EA	1
15	11	PAOZZ	5960-00-179-4749	5687WB	81349	ELECTRON TUBE..... 3HG,3HH,3HI,3HJ,3HK	EA	1
15	12	PAOZZ	5960-00-860-7709	M24251-6-2	81349	SHIELD,ELECTRON TUBE..... 3HG,3HH,3HI,3HJ,3HK	EA	1
						<b>35</b>		



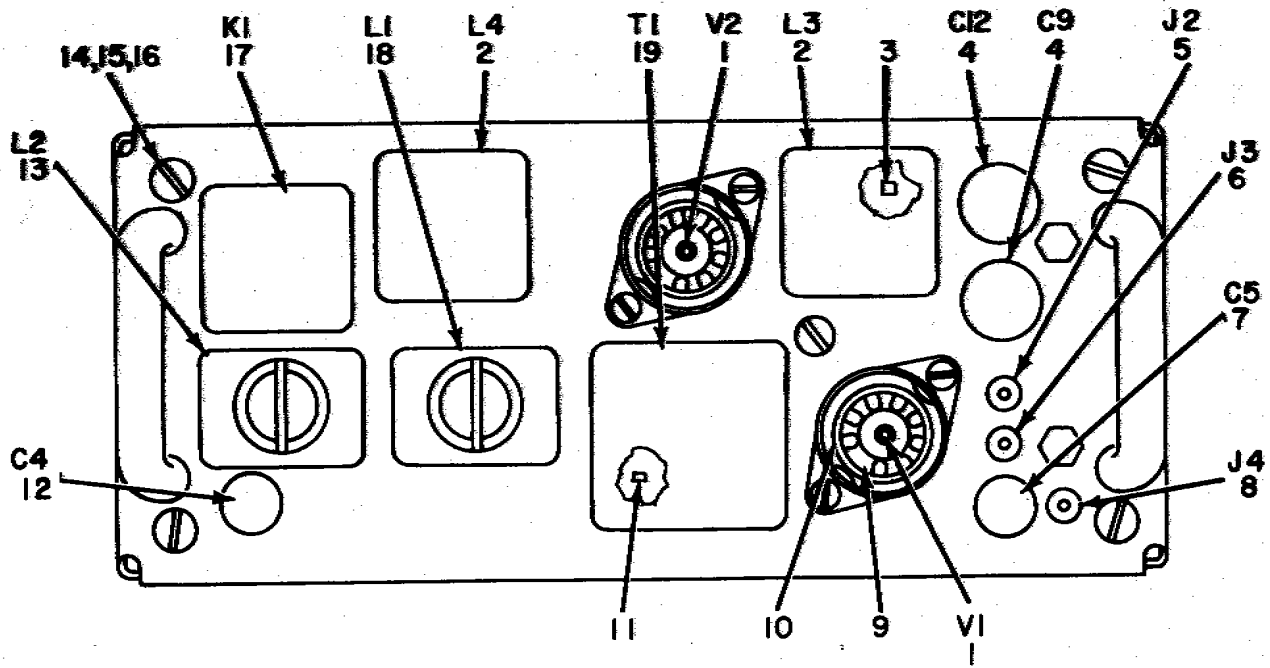
NOTE: FOR COMPLETE REFERENCE DESIGNATION  
PREFIX WITH 3A5

EL3NB048

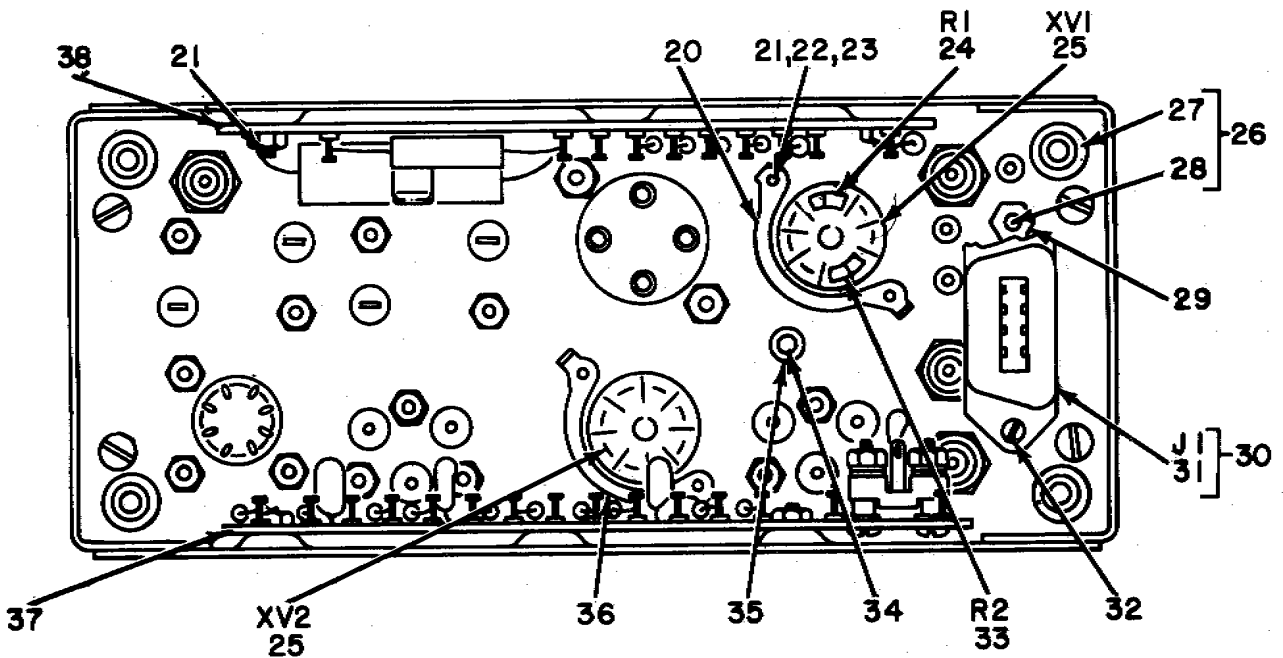
Figure 16. Receiver 2nd IF Assembly (3A5).

(1)		(2)	(3)	(4)	(5)	(6)	(7)	(8)
ILLUSTRATION		SMR CODE	NATIONAL STOCK NUMBER	PART NUMBER	FSCM	DESCRIPTION  <i>USABLE ON CODE</i>	U/M	QTY INC IN UNIT
(a) FIG NO.	(b) ITEM NO.							
						GROUP 0105 RECEIVER 2ND IF ASSEMBLY (3A5)		
16	3	PAOZZ	5960-00-262-1357	5654/6AK5W	81349	ELECTRON TUBE..... 3HG,3HH,3HI,3HJ,3HK	EA	3
16	3	PAOZZ	5960-00-045-8639	5654	81349	ELECTRON TUBE..... 3HL,3HM,3HN,3HO,3HP,5GC 5GD,5GE,5GF,5GG,CJN	EA	3
16	7	PAOZZ	5960-00-820-8717	6688	81349	ELECTRON TUBE..... 3HG,3HH,3HI,3HJ,3HK,3HL, 3HM,3HN,3HP,5GC,5GD	EA	4
16	17	PAOZZ	5960-00-134-6064	5725/6AS6W	81349	ELECTRON TUBE..... 3HG,3HH,3HI,3HJ,3HK	EA	1
16	17	PAOZZ	5960-00-879-5079	5725	81349	ELECTRON TUBE..... 3HL,3HM,3HN,3HO,3HP,5GC 5GD,5GE,5GF,5GG,CJN	EA	1
16	28	PAOZZ	5960-00-188-6584	5670	81349	ELECTRON TUBE..... 3HL,3HM,3HN,3HO,3HP,5GC 5GD,5GE,5GF,5GG,CJN	EA	3
16	32	PAOZZ	5960-00-082-4139	5751	81349	ELECTRON TUBE..... 3HG,3HH,3HI,3HJ,3HL,3HM, 3HN,3HO,3HP,5GC,5GD	EA	1





TOP VIEW



BOTTOM VIEW

NOTE: FOR COMPLETE REFERENCE DESIGNATION  
PREFIX WITH 3A6

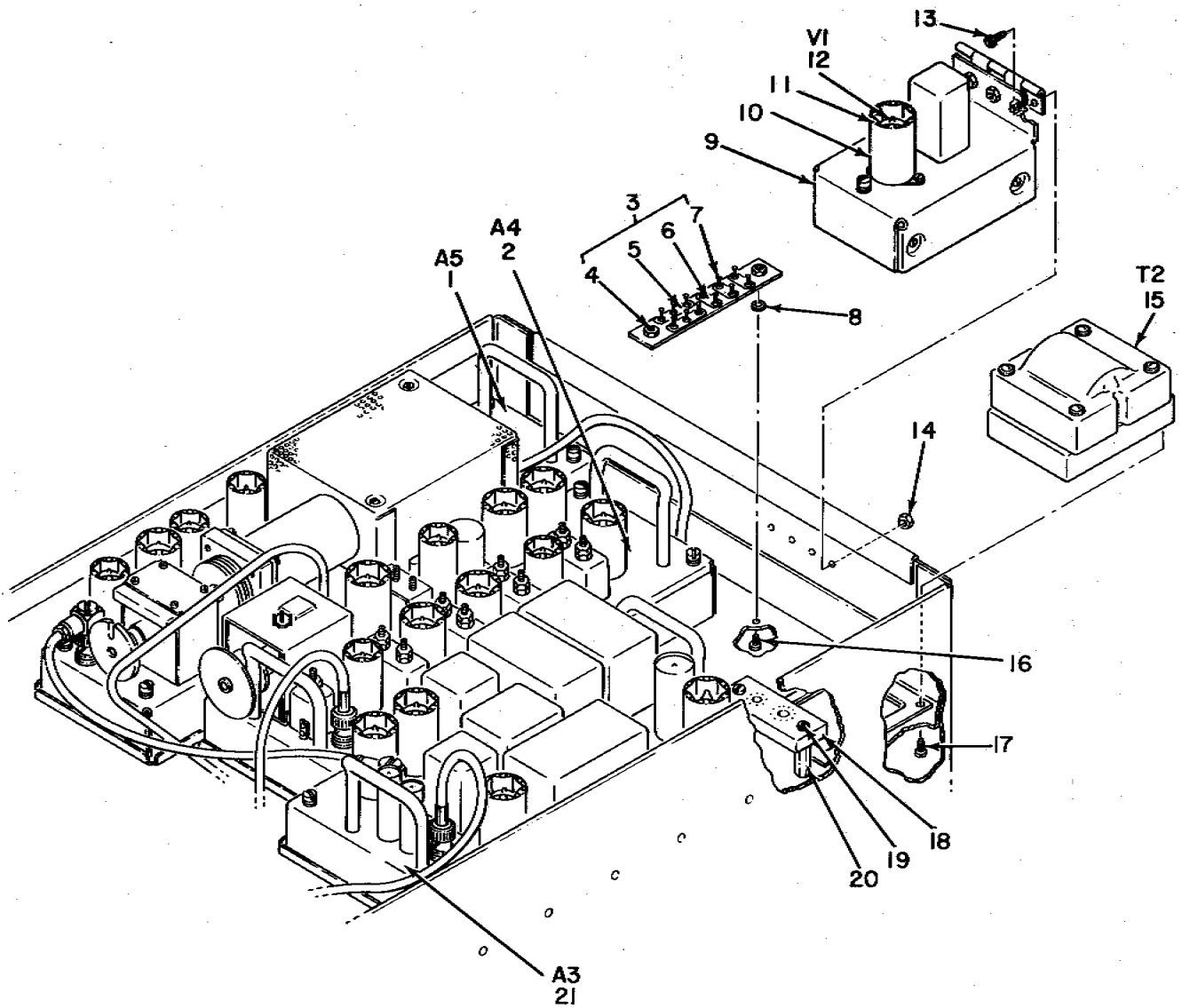
EL3NB054

Figure 17. Receiver- Signal Unit (3A6).

## SECTION II

TM 11-5820-461-20P

(1)		(2)	(3)	(4)	(5)	(6)	(7)	(8)
ILLUSTRATION		SMR CODE	NATIONAL STOCK NUMBER	PART NUMBER	FSCM	DESCRIPTION  <i>USABLE ON CODE</i>	U/M	QTY INC IN UNIT
(a) FIG NO.	(b) ITEM NO.							
17	1	PAOZZ	5960-00-188-6584	5670	81349	GROUP 0106 RECEIVER-SIGNAL UNIT(3A6) ELECTRON TUBE.....3HL,3HM,3HN,3HD,3HP,5GC,5GD, 5GE,5GF,5GG,CJN	EA	2



NOTE: FOR COMPLETE REFERENCE DESIGNATION  
PREFIX WITH 2

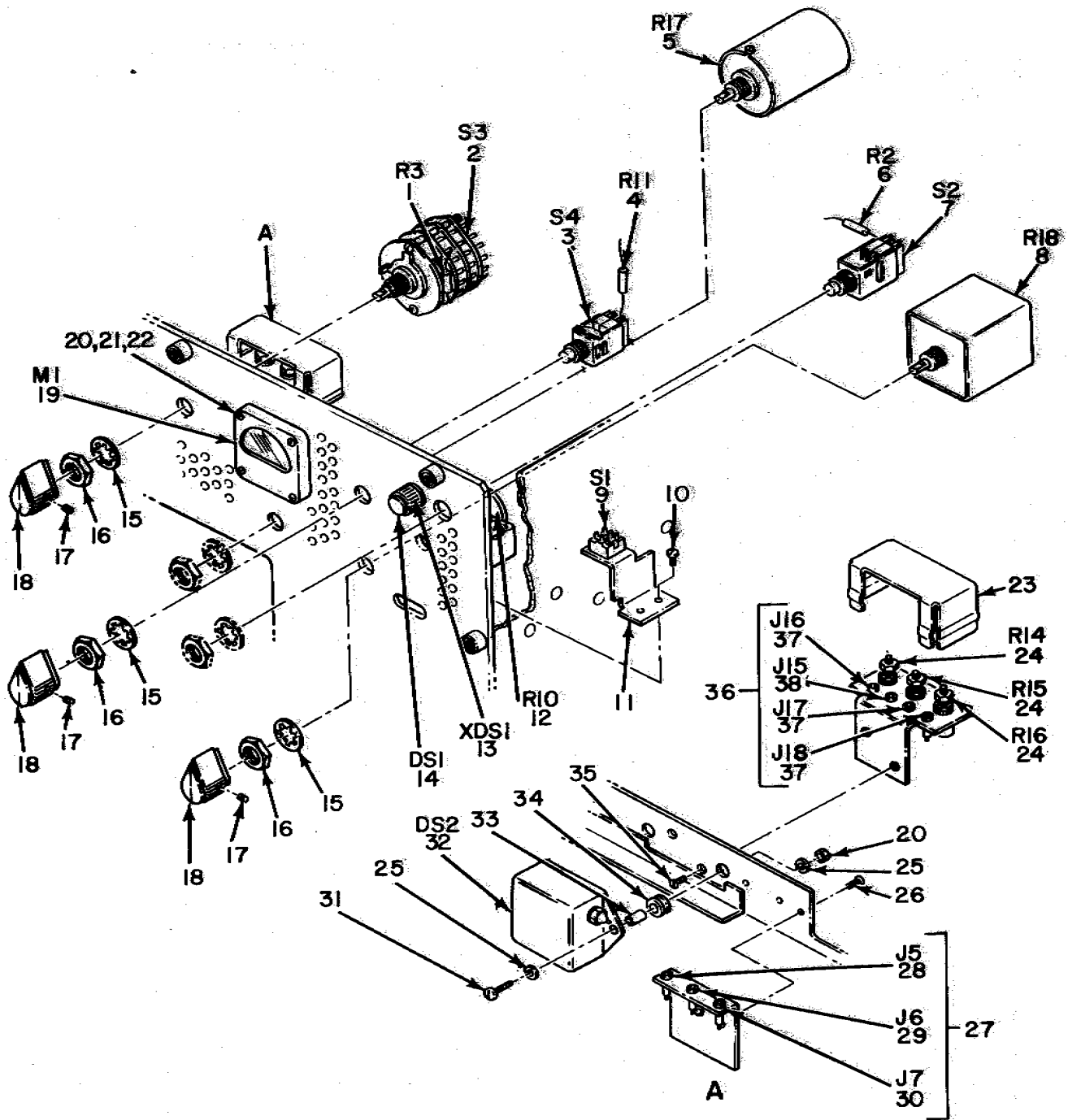
EL3NB057

Figure 18. Transmitter, Radio T-893(P)/GRC (2), Plug In Assemblies.

## SECTION II

TM 11-5820-461-20P

(1)		(2)	(3)	(4)	(5)	(6)	(7)	(8)
ILLUSTRATION		SMR CODE	NATIONAL STOCK NUMBER	PART NUMBER	FSCM	DESCRIPTION  <i>USABLE ON CODE</i>	U/M	QTY INC IN UNIT
(a) FIG NO.	(b) ITEM NO.							
18	12	PAOZZ	5960-00-188-6584	5670	81349	GROUP 02 TRANSMITTER, RADIO T-893(P)/GRC (2)  ELECTRON TUBE.....	EA	1
						<b>41</b>		



NOTE: FOR COMPLETE REFERENCE DESIGNATION  
PREFIX WITH 2

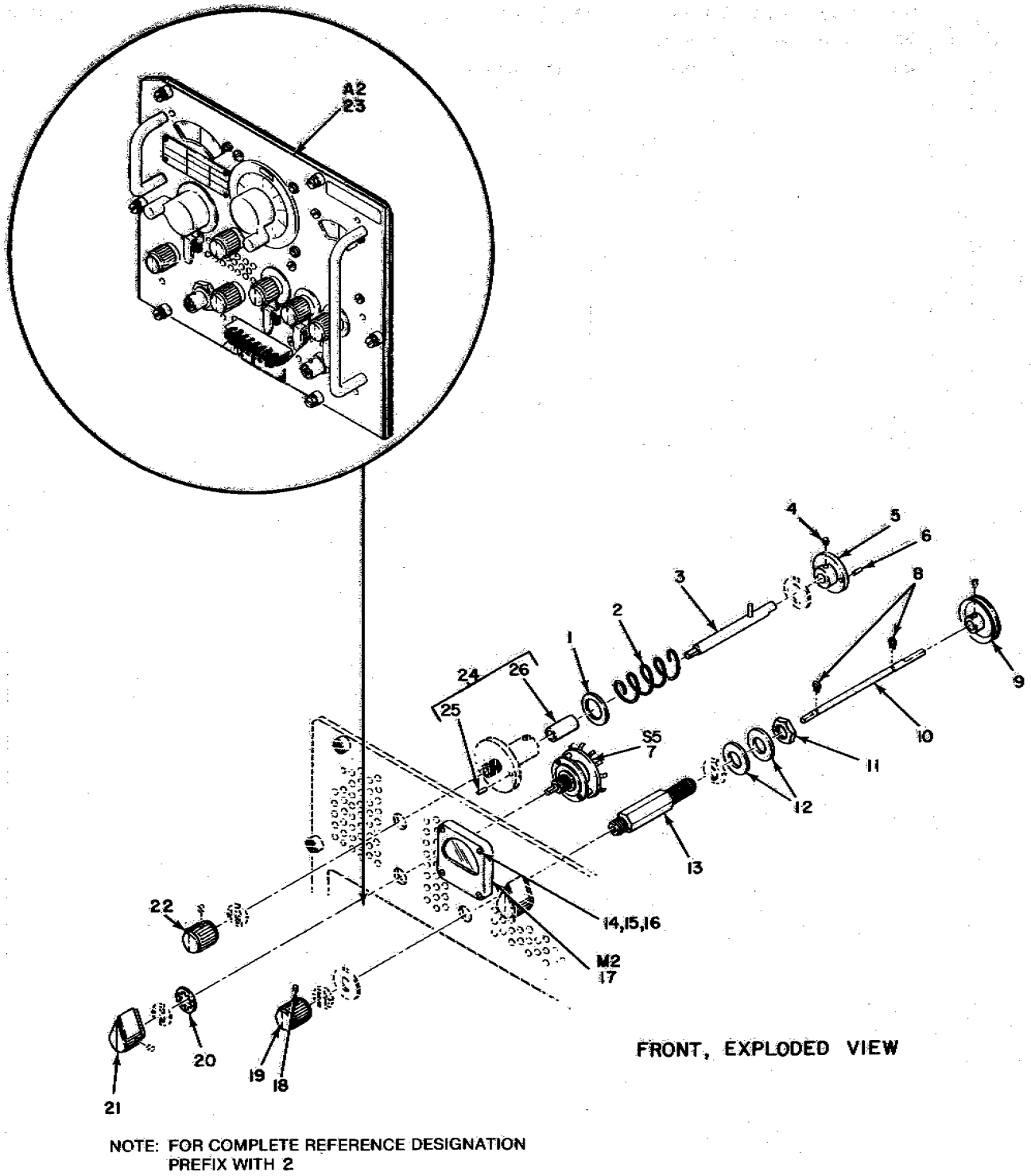
EL3NB058

Figure 19. Transmitter, Radio T-893(P)/GRC (2), Control Circuitry.

## SECTION II

TM 11-5820-461-20P

(1)		(2)	(3)	(4)	(5)	(6)	(7)	(8)
ILLUSTRATION		SMR CODE	NATIONAL STOCK NUMBER	PART NUMBER	FSCM	DESCRIPTION  <i>USABLE ON CODE</i>	U/M	QTY INC IN UNIT
(a) FIG NO.	(b) ITEM NO.							
19	14	PAOZZ	6240-00-155-7857	MS25237-328	96906	LAMP,INCANDESCENT .....	EA	1
19	17	XDOZZ	5305-00-655-9246	MS51021-10	96906	SETSCREW.....	EA	12
19	18	PAOZZ	5355-00-556-0145	MS91528-1K2B	96906	KNOB.....	EA	3
19	23	XDOZZ		SMC446561	80063	COVER.ACCESS.....	EA	1
						43		

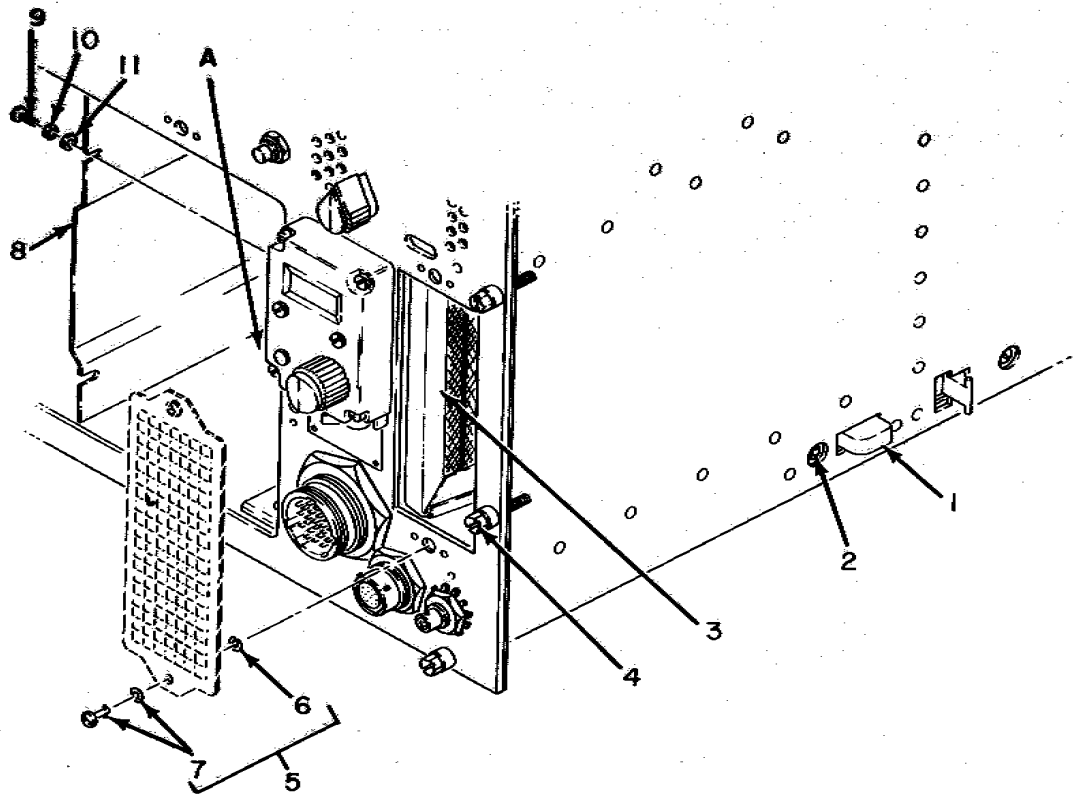


EL3NB059

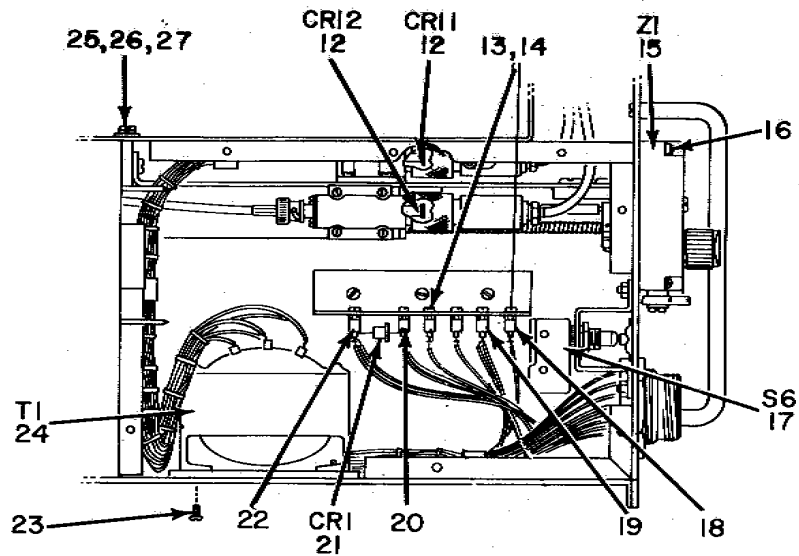
Figure 20. Transmitter, Radio T-893(P)/GRC (2), Ammeter and switching Controls.

(1)		(2)	(3)	(4)	(5)	(6)	(7)	(8)
ILLUSTRATION		SMR CODE	NATIONAL STOCK NUMBER	PART NUMBER	FSCM	DESCRIPTION  <i>USABLE ON CODE</i>	U/M	QTY INC IN UNIT
(a) FIG NO.	(b) ITEM NO.							
20	18	XDOZZ	5305-00-655-9246	MS51021-10	96906	SETSCREW.....3HG,3HH,3HI,3HJ,3HK,3HL,3HM,3HN,3HO, 3HP,5GC,5GD	EA	6
20	19	PAOZZ	5355-00-556-0151	MS91528-1D2B	96906	KNOB.....	EA	1
20	21	PAOZZ	5355-00-556-0145	MS91528-1K2B	96906	KNOB.....	EA	1
20	22	PAOZZ	5355-00-889-3379	SMB422785	80063	KNOB.....	EA	1
20	23	PDODD	5820-00-892-3856	AM1957GRC	80058	AMPLIFIER-OSCILLATOR....3HG,3HI,3HK,3HL3HN,3HP, .....5GD,5GE,5GF,5GG	EA	1
20	23	PDODD	5820-00-892-3857	AM1958GRC	80058	AMPLIFIER-OSCILLATOR 3HG,3HH,3HJ,3HL,3HM,3HO 5GC,5GD,5GE, 5GF,5GG,CJN	EA	1
20	23	XDODD		AM1958AGRC	80058	AMPLIFIER-OSCILLATOR 3HG,3HH,3HJ,3HL,3HM,3HO, 5GC,5GD,5GE, 5GF,5GG,CJN	EA	1





FRAME



A

NOTE: FOR COMPLETE REFERENCE DESIGNATION  
PREFIX WITH 2

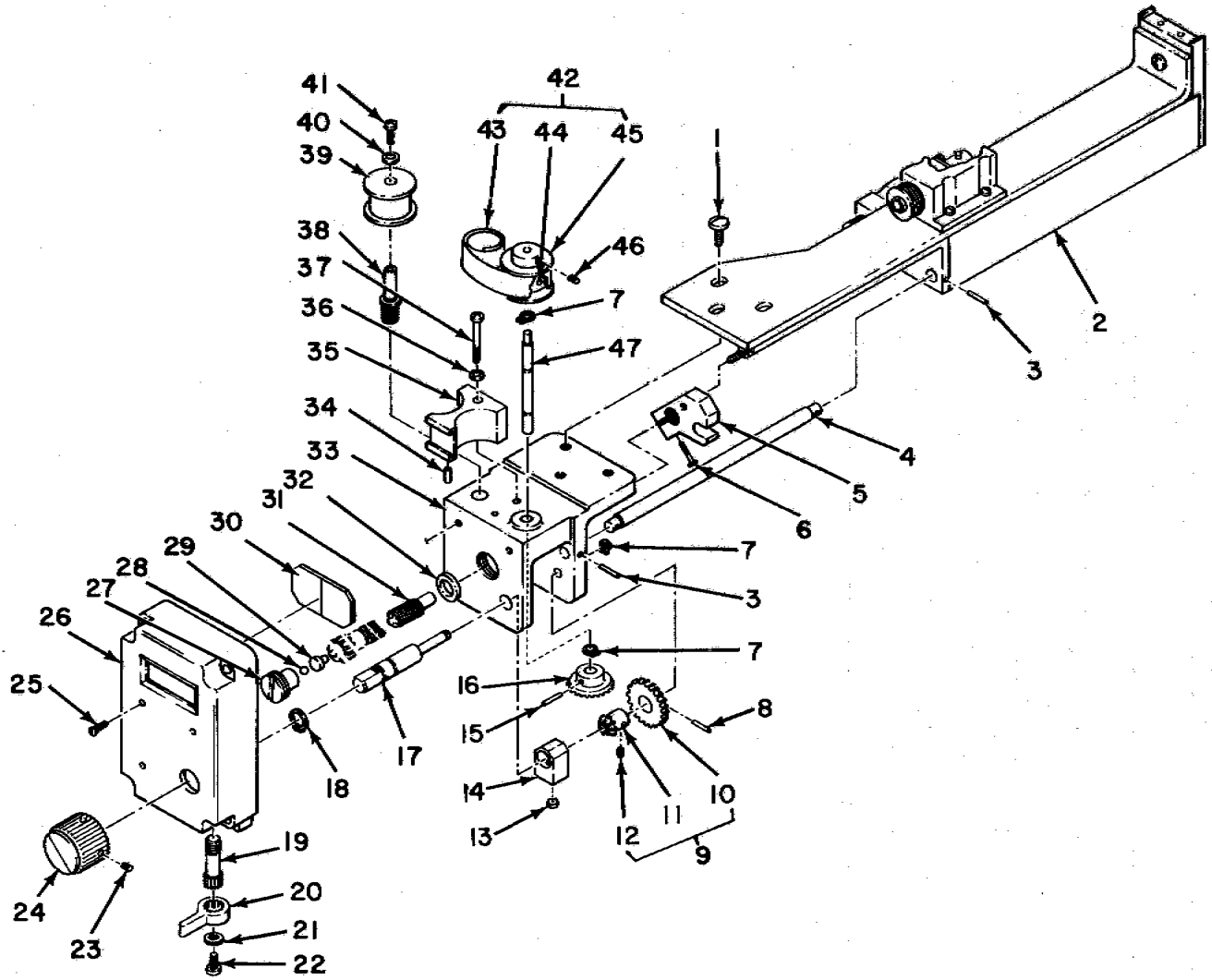
EL3NB060

Figure 21. Transmitter, Radio T-893(P)/GRC (2) AFC Tuning, Assembly.

## SECTION II

TM 11-5820-461-20P

(1)		(2)	(3)	(4)	(5)	(6)	(7)	(8)
ILLUSTRATION		SMR CODE	NATIONAL STOCK NUMBER	PART NUMBER	FSCM	DESCRIPTION  <i>USABLE ON CODE</i>	U/M	QTY INC IN UNIT
(a) FIG NO.	(b) ITEM NO.							
21	3	PAOZZ	4130-00-060-9998	SMB423078-2	80063	FILTER ELEMENT,AIR.....	EA	1
21	12	PAOZZ	5961-00-615-5550	JAN1N21WE	81349	SEMICONDUCTOR,DIODE.....	EA	2
<b>47</b>								



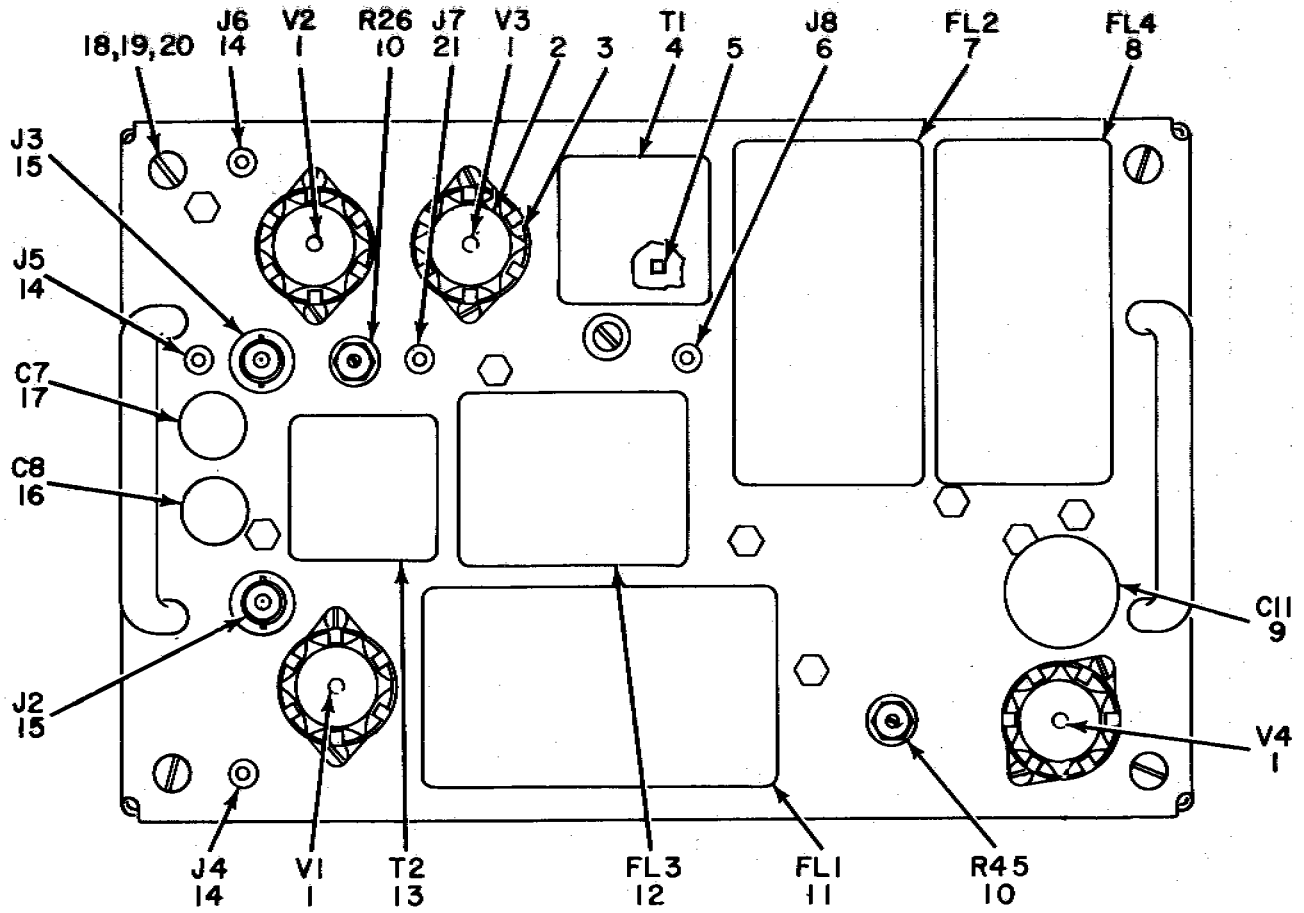
EL3N8063

Figure 22. Transmitter, Radio T-893(P)/GRC (2), Cavity.

## SECTION II

TM 11-5820-461-20P

(1)		(2)	(3)	(4)	(5)	(6)	(7)	(8)
ILLUSTRATION		SMR CODE	NATIONAL STOCK NUMBER	PART NUMBER	FSCM	DESCRIPTION  <i>USABLE ON CODE</i>	U/M	QTY INC IN UNIT
(a) FIG NO.	(b) ITEM NO.							
22	23	XDOZZ	5305-00-281-3118	MS51021-32	96906	SETSCREW.....	EA	2
22	24	PAOZZ	5355-00-284-3378	SMB423172	80063	KNOB.....	EA	1
						<b>49</b>		

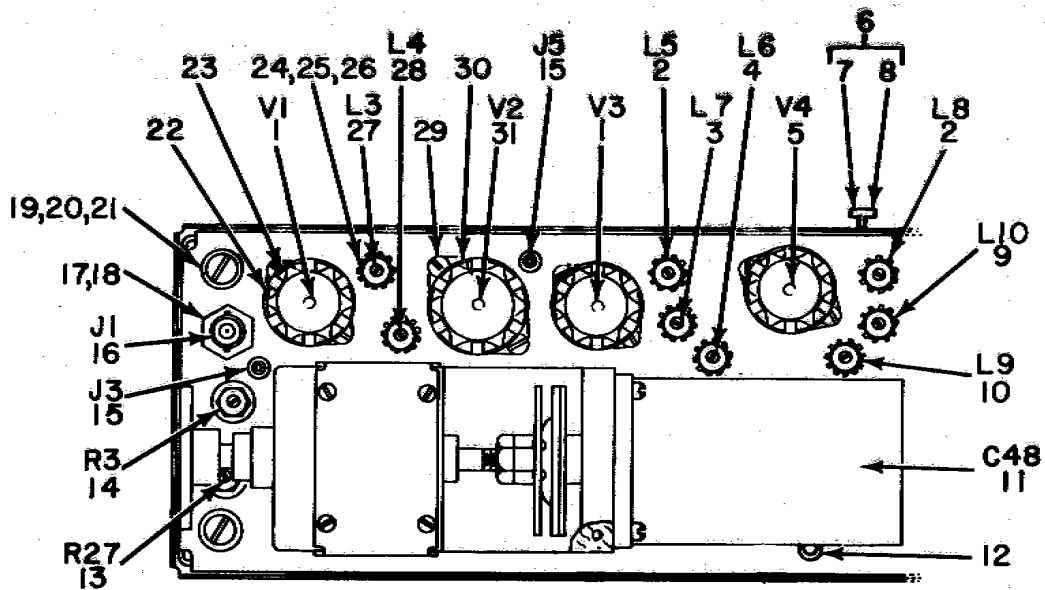


NOTE: FOR COMPLETE REFERENCE DESIGNATION  
 PREFIX WITH 2A3

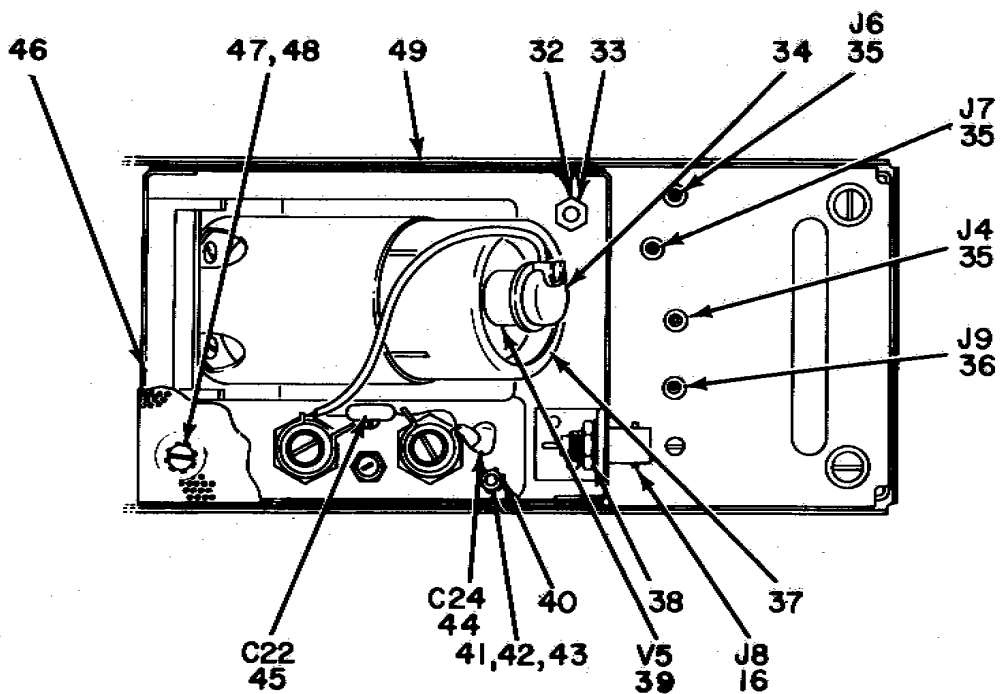
EL3NB071

Figure 23. Transmitter Base Band Assembly (2A3).

(1)		(2)	(3)	(4)	(5)	(6)	(7)	(8)
ILLUSTRATION		SMR CODE	NATIONAL STOCK NUMBER	PART NUMBER	FSCM	DESCRIPTION  <i>USABLE ON CODE</i>	U/M	QTY INC IN UNIT
(a) FIG NO.	(b) ITEM NO.							
23	1	PAOZZ	5960-00-188-6584	5670	81349	GROUP 0201 TRANSMITTER BASE BAND ASSEMBLY (2A3)  ELECTRON TUBE.....	EA	4
						<b>51</b>		



TOP LEFT SIDE



TOP RIGHT SIDE

NOTE: FOR COMPLETE REFERENCE DESIGNATION  
PREFIX WITH 2A5

EL3NB077

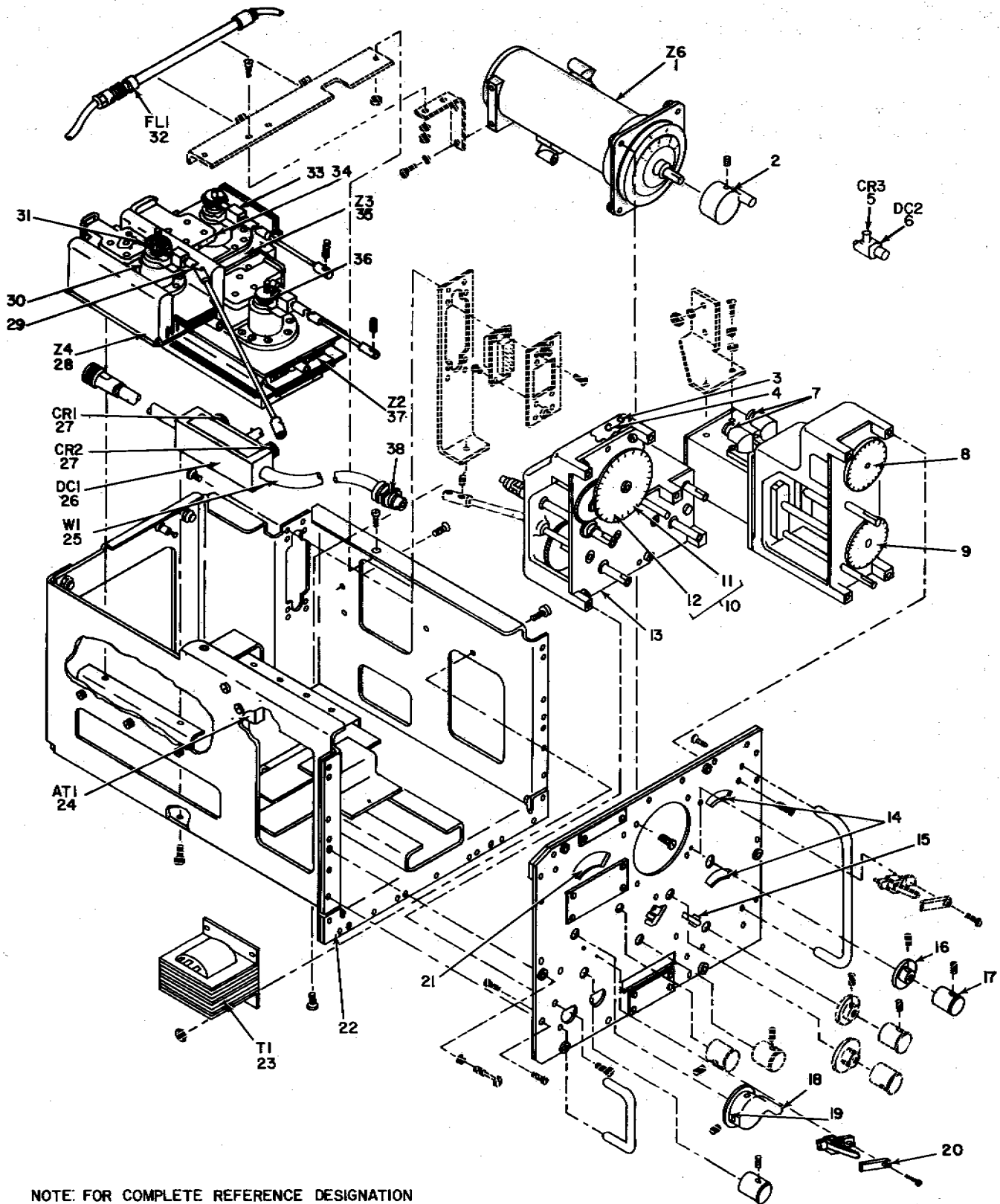
Figure 24. Transmitter Modulator Assembly (2A5).

## SECTION II

TM 11-5820-461-20P

(1)		(2)	(3)	(4)	(5)	(6)	(7)	(8)
ILLUSTRATION		SMR CODE	NATIONAL STOCK NUMBER	PART NUMBER	FSCM	DESCRIPTION  <i>USABLE ON CODE</i>	U/M	QTY INC IN UNIT
(a) FIG NO.	(b) ITEM NO.							
						GROUP 0203 TRANSMITTER MODULATOR ASSEMBLY (2A5)		
24	5	PAOZZ	5960-00-543-0219	6AN5	81349	ELECTRON TUBE.....	EA	1
24	39	PAOZZ	5960-00-808-4212	6146	81349	ELECTRON TUBE.....	EA	1
						<b>53</b>		



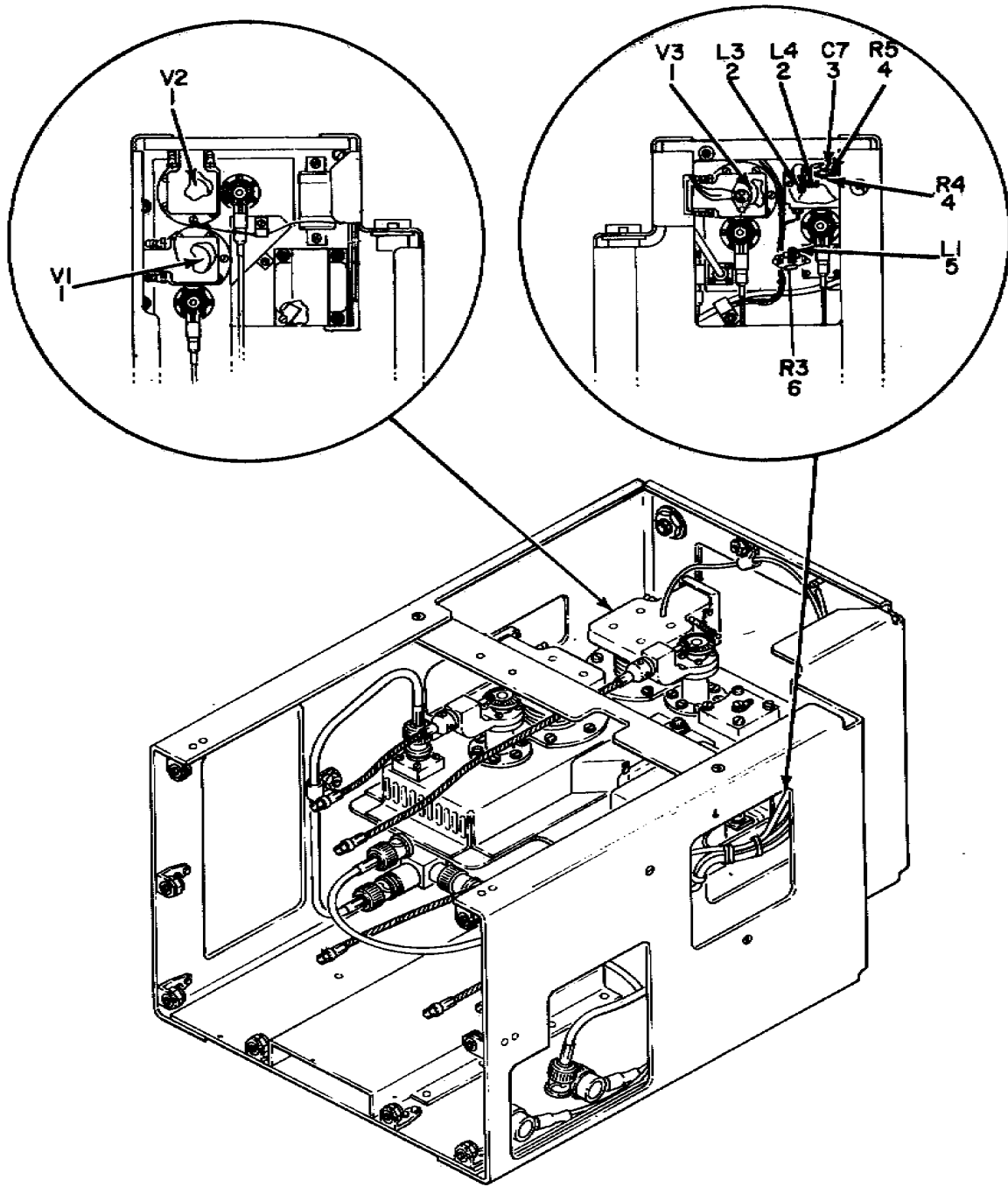


NOTE: FOR COMPLETE REFERENCE DESIGNATION  
PREFIX WITH 2A1 OR 2A2

EL3NB083

Figure 25. Amplifier-Oscillators AM-1957/GRC (2A1) or AM-1958/GRC or AM-1958A/GRC (2A2).

(1)		(2)	(3)	(4)	(5)	(6)	(7)	(8)
ILLUSTRATION		SMR CODE	NATIONAL STOCK NUMBER	PART NUMBER	FSCM	DESCRIPTION  <i>USABLE ON CODE</i>	U/M	QTY INC IN UNIT
(a) FIG NO.	(b) ITEM NO.							
25	2	PAOZZ	5355-00-034-0990	SMB423171	80063	GROUP 0205 AMPLIFIER-OSCILLATORS AM-1957/GRC (2A1) OR AM-1958/GRC OR AM-1958A/GRC (2A2)  KNOB..... 3HG,3HI,3HK,3HL,3HN,3HP, 5GC,5GD,5GE,5GF,5GG	EA	1
25	17	PAOZZ	5355-00-556-0151	MS91528-1D2B	96906	KNOB..... 3HG,3HI,3HK,3HL,3HN,3HP, 5GC,5GD,5GE,5GF,5GG	EA	5



**NOTE: FOR COMPLETE REFERENCE DESIGNATION  
PREFIX WITH 2A1 OR 2A2**

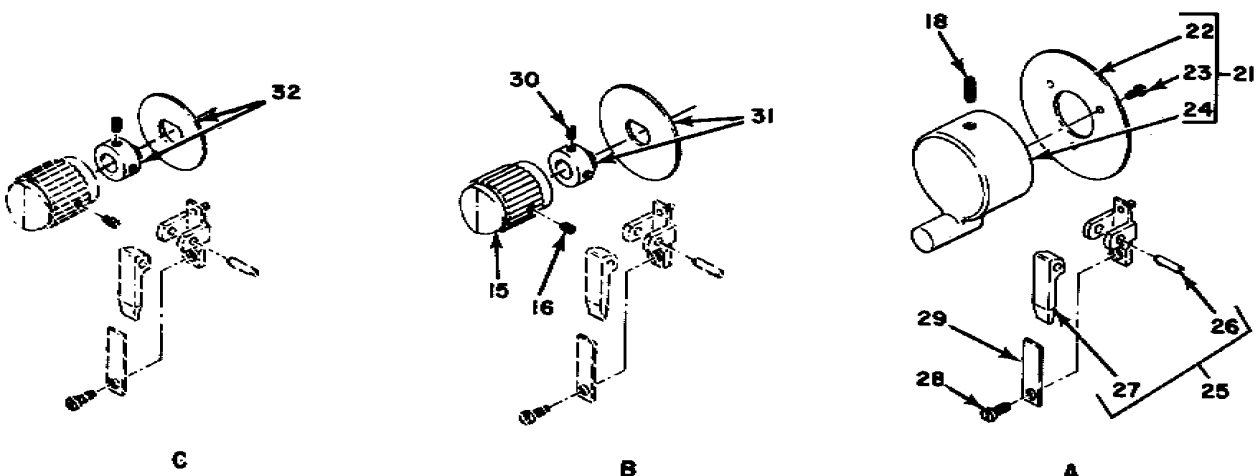
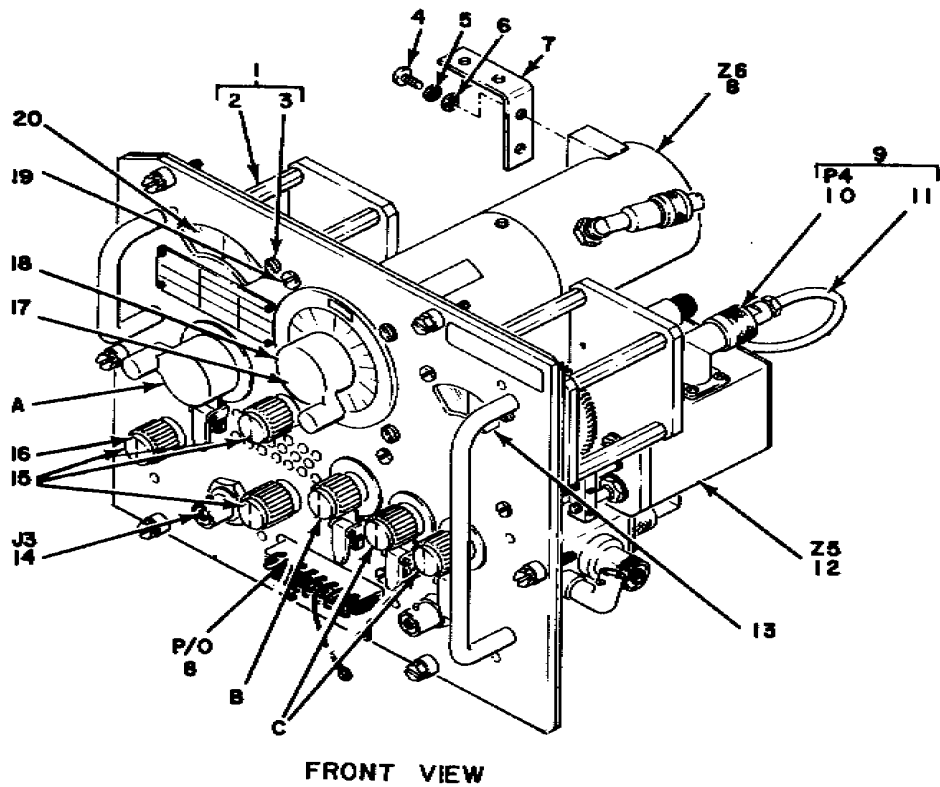
**EL3NB084**

Figure 26. Amplifier-Oscillators AM-1957 (2A1) or AM-1958/GRC or AM-1958A/GRC ( 2A2 ), Tuning Cavity.

## SECTION II

TM 11-5820-461-20P

(1)		(2)	(3)	(4)	(5)	(6)	(7)	(8)
ILLUSTRATION		SMR CODE	NATIONAL STOCK NUMBER	PART NUMBER	FSCM	DESCRIPTION  <i>USABLE ON CODE</i>	U/M	QTY INC IN UNIT
(a) FIG NO.	(b) ITEM NO.							
26	1	PAOZZ	5960-00-581-9119	3CX100A5	81349	ELECTRON TUBE..... 3HG,3HI,3HK,3HL,3HN,3HP, 5GC,5GD,5GE,5GF,5GG	EA	3

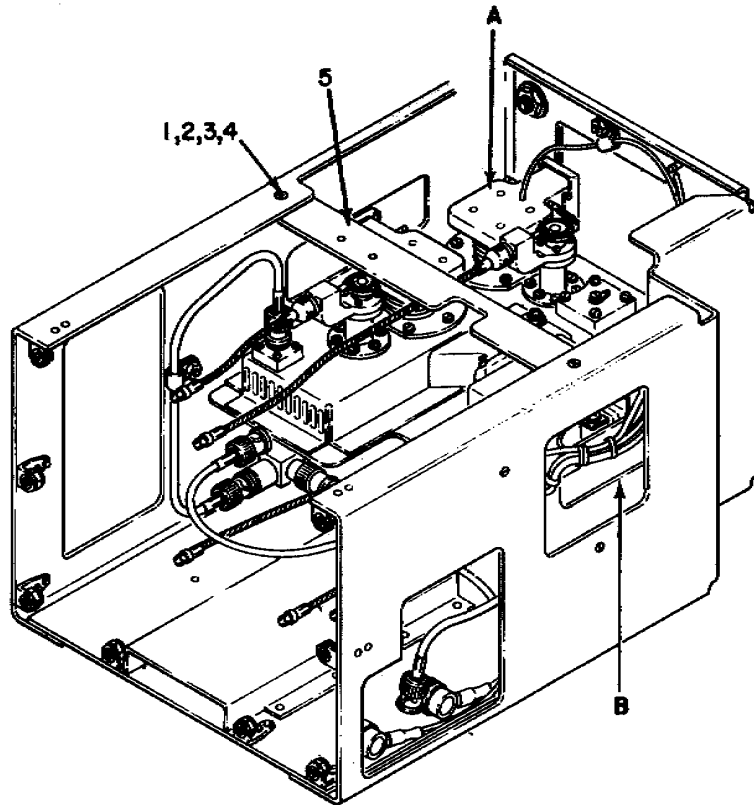


**NOTE: FOR COMPLETE REFERENCE DESIGNATION  
PREFIX WITH 2A1 OR 2A2**

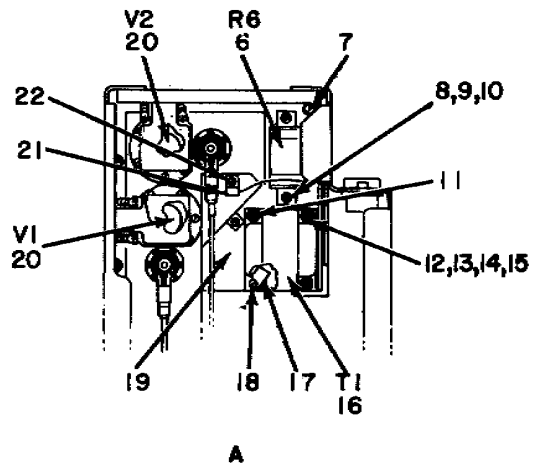
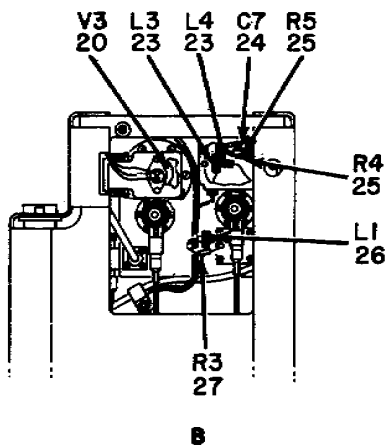
**EL3NB088**

Figure 27. Amplifier-Oscillators AM-1957/GRC (2A1) or AM-1958/GRC or AM-1958A/GRC (2A2), Front Panel.

(1)		(2)	(3)	(4)	(5)	(6)	(7)	(8)
ILLUSTRATION		SMR CODE	NATIONAL STOCK NUMBER	PART NUMBER	FSCM	DESCRIPTION  <i>USABLE ON CODE</i>	U/M	QTY INC IN UNIT
(a) FIG NO.	(b) ITEM NO.							
27	15	PAOZZ	5355-00-556-0151	MS91528-1D2D	96906	KNOB..... 3HG,3HH,3HJ,3HL,3HH,3HO, 5GC,5GD,5GE,5GF,5GG,CJN	EA	4
27	15	PAOZZ	5355-00-556-0151	MS91528-1D2B	96906	KNOB..... 3HG,3HH,3HJ,3HL,3HM,3HO, 5GC,5GD,5GE,5GF,5GG,CJN	EA	4
27	16	XDOZZ	5305-00-800-7261	MS51021-9	96906	SETSCREW..... 3HG,3HH,3HJ,3HL,3HM,3HO, 5GC,5GD,5GE,5GF,5GG,CJN	EA	12
27	17	PAOZZ	5355-00-034-0990	SMB423171	80063	KNOB..... 3HG,3HH,3HJ,3HL,3HM,3HO, 5GC,5GD,5GE,5GF,5GG,CJN	EA	1
27	18	XDOZZ	5305-00-725-0102	MS51963-39	96906	SETSCREW..... 3HG,3HH,3HJ,3HL,3HM,3HO, 5GC,5GD,5GE,5GF,5GG,CJN	EA	1
27	21	XDOZZ	5820-00-034-0907	SMB422602	80063	AMPLIFIER-OSCILLATOR.... 3HG,3HH,3HJ,3HL,3HM,3HO, 5GC,5GD,5GE,5GF,5GG,CJN	EA	1



**CHASSIS ASSEMBLY**



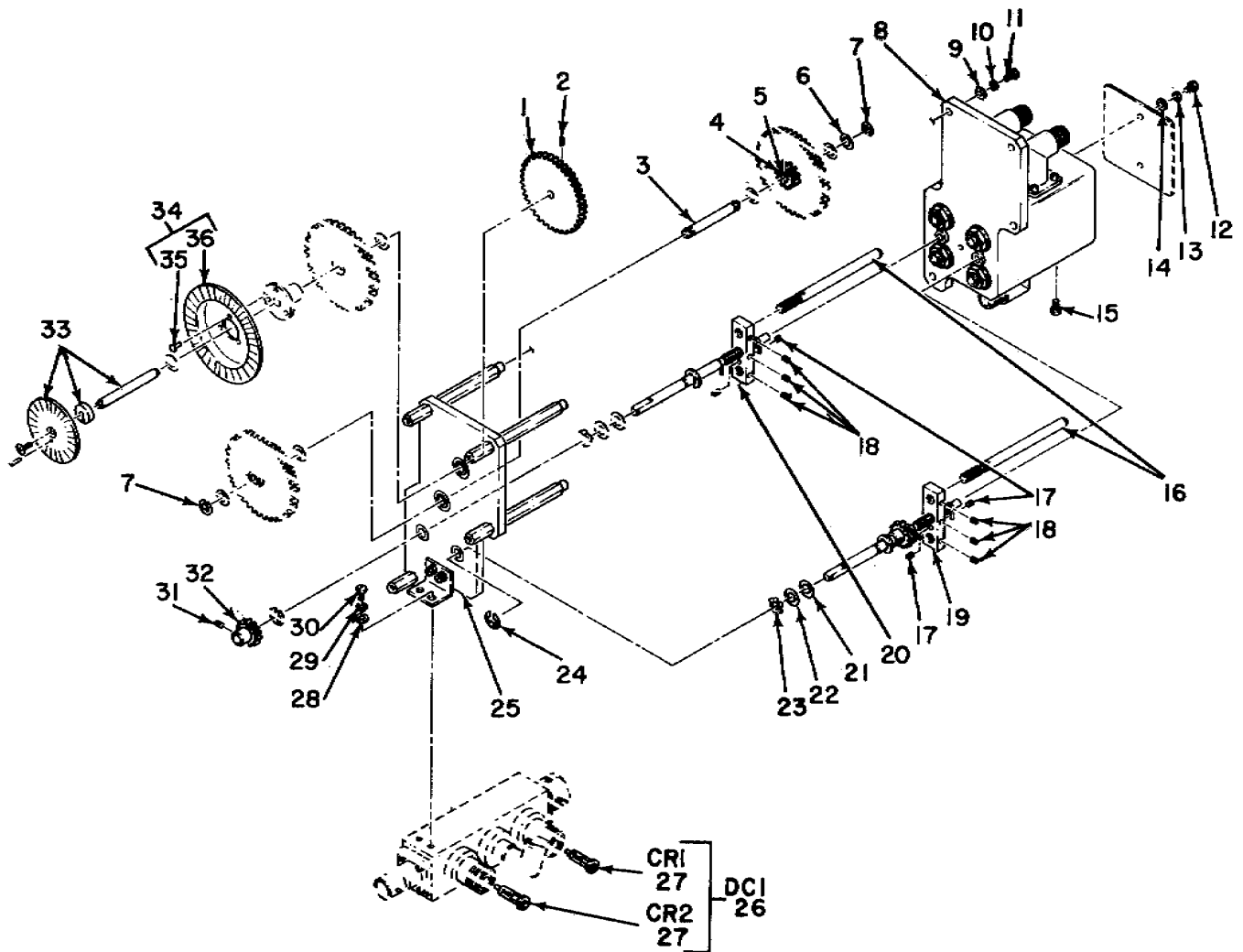
**NOTE: FOR COMPLETE REFERENCE DESIGNATION  
PREFIX WITH 2A1 OR 2A2**

**EL3NB089**

Figure 28. Amplifier-Oscillators AM-1957/GRC (2A1) or AM-1958/GRC or AM-1958A/GRC (2A2), Chassis Assembly.

(1)		(2)	(3)	(4)	(5)	(6)	(7)	(8)
ILLUSTRATION		SMR CODE	NATIONAL STOCK NUMBER	PART NUMBER	FSCM	DESCRIPTION  <i>USABLE ON CODE</i>	U/M	QTY INC IN UNIT
(a) FIG NO.	(b) ITEM NO.							
28	20	XDOZZ		CX100A5	81349	ELECTRON TUBE.....3HG,3HH,3HJ,3HL,3HM,3HO, 5GC,5GD,5GE,5GF,5GG,CJN	EA	3
28	20	PAOZZ	5960-00-815-0813	7289	81349	ELECTRON TUBE..... 3HG,3HH,3HJ,3HL,3HM,3HO, 5GC,5GD,5GE,5GF,5GG,CJN	EA	3





NOTE: FOR COMPLETE REFERENCE DESIGNATION  
 PREFIX WITH 2A1 OR 2A2

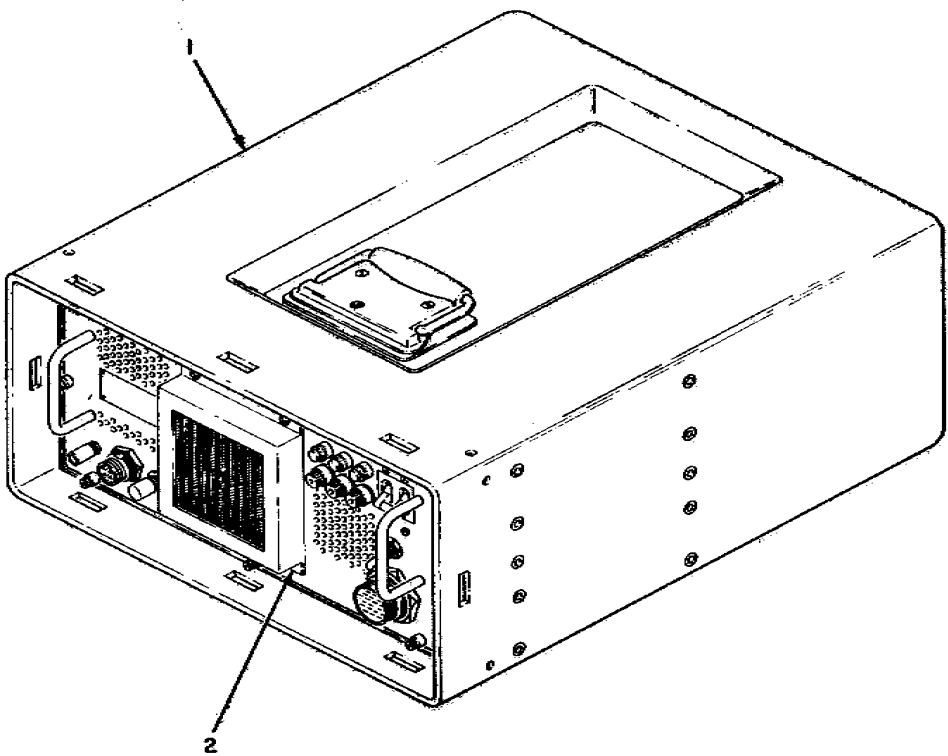
EL3N8094

Figure 29. Amplifier-Oscillators AM-1957/GRC (2A1) or AM-1958/GRC or  
 AM-1958A/GRC (2A2), Cavity Tuning Assembly, Exploded View.

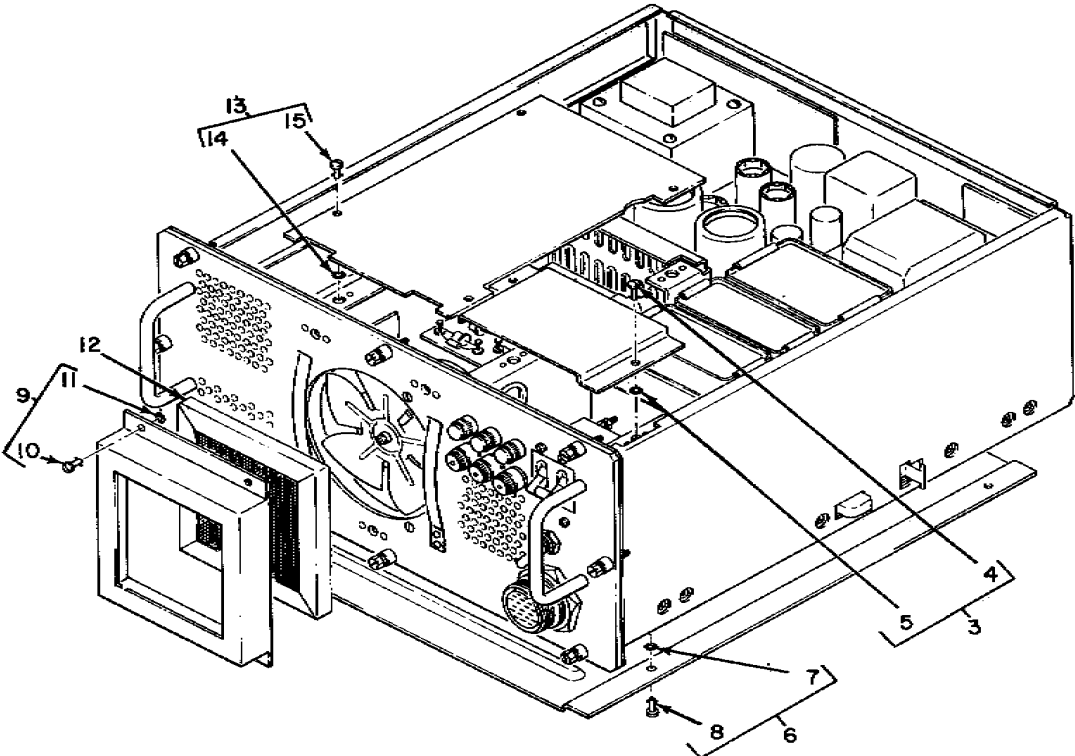
SECTION II

TM 11-5820-461-20P

(1)		(2)	(3)	(4)	(5)	(6)	(7)	(8)
ILLUSTRATION		SMR CODE	NATIONAL STOCK NUMBER	PART NUMBER	FSCM	DESCRIPTION  <i>USABLE ON CODE</i>	U/M	QTY INC IN UNIT
(a) FIG NO.	(b) ITEM NO.							
29	27	XDOZZ		1N23WE	81349	SEMICONDUCTOR,DIODE... 3HG,3HH,3HJ,3HL,3HM,3HO 5GC,5GD,5GE,5GF,5GG,CJN	EA	2



FRONT VIEW



TOP OBLIQUE VIEW

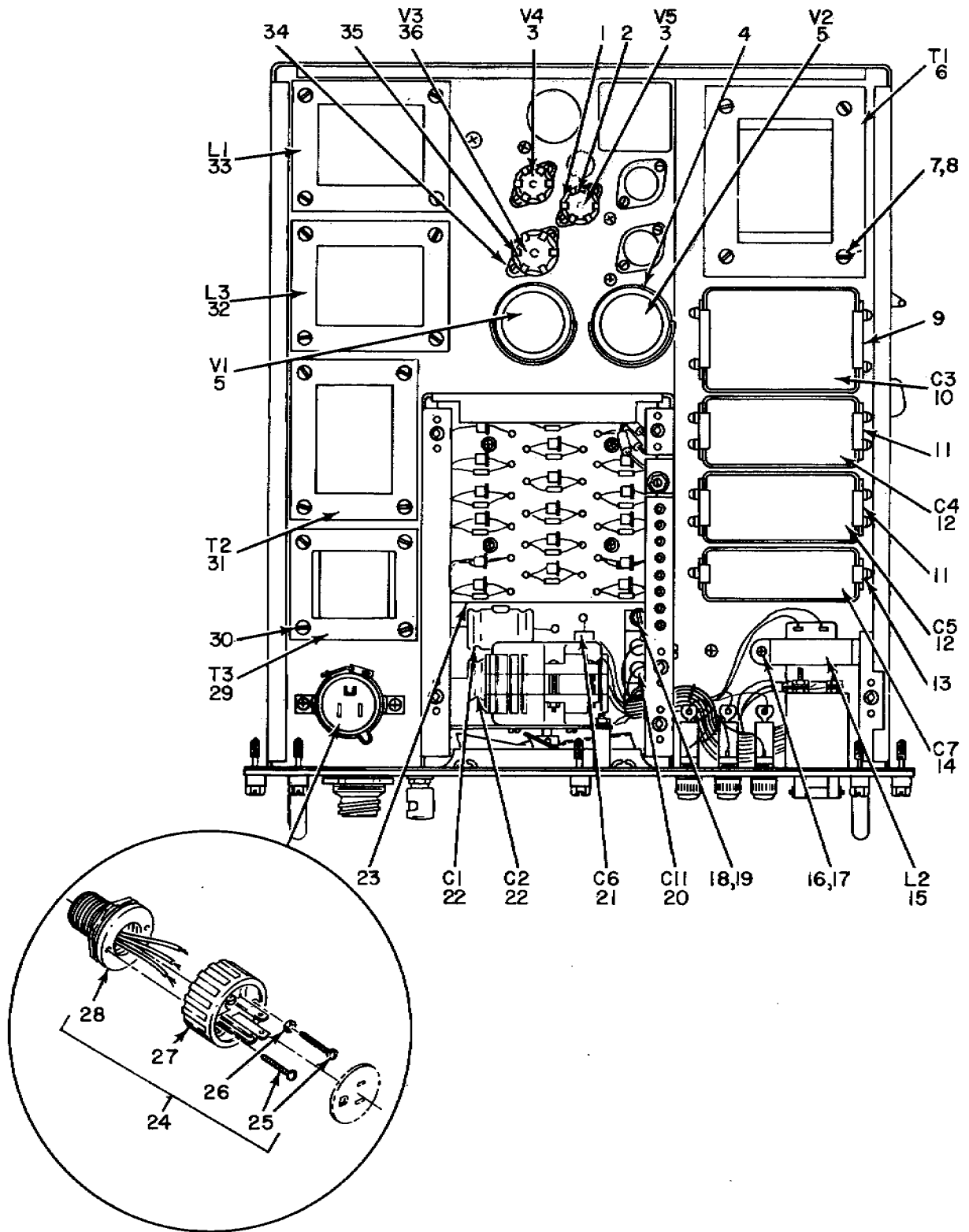
EL3NB101

Figure 30. Power Supply PP-2054(\*)/GRC.

SECTION II

TM 11-5820-461-20P

(1)		(2)	(3)	(4)	(5)	(6)	(7)	(8)
ILLUSTRATION		SMR CODE	NATIONAL STOCK NUMBER	PART NUMBER	FSCM	DESCRIPTION  <i>USABLE ON CODE</i>	U/M	QTY INC IN UNIT
(a) FIG NO.	(b) ITEM NO.							
						GROUP 04 POWER SUPPLY PP-2054(*)/GRC		
30	1	PAODD	5820-00-935-8747	CY2428GRC	80058	CASE,STD CMPNT,ELEC.....	EA	1
30	2	XDODD		SMD422479	80063	POWER SUPPLY.....	EA	1
30	12	PAOZZ	5820-00-083-0334	SMC422275	80063	FILTER .....	EA	1



EL3NB102

Figure 31. Power Supply PP-2054(\*)/GRC. Component Parts.

(1)		(2)	(3)	(4)	(5)	(6)	(7)	(8)
ILLUSTRATION		SMR CODE	NATIONAL STOCK NUMBER	PART NUMBER	FSCM	DESCRIPTION  <i>USABLE ON CODE</i>	U/M	QTY INC IN UNIT
(a) FIG NO.	(b) ITEM NO.							
31	1	PAOZZ	5960-00-868-4365	M24251-6-3	81349	SHIELD,ELECTRON TUBE.....	EA	2
31	3	PAOZZ	5960-00-624-4718	OB2WA	81349	ELECTRON TUBE.....	EA	2
31	4	PAOZZ	5960-00-167-7651	M24251-13-5	81349	SHIELD,ELECTRON TUBE.....	EA	2
31	5	PAOZZ	5960-00-542-7182	6080WB	81349	ELECTRON TUBE.....	EA	2
31	24	PAOHH	5820-00-083-0333	SMB422961	80063	POWER SUPPLY SUBASSEM8LY.....	EA	1
31	34	PAOZZ	5960-00-860-7710	M24251-6-5	81349	INSERT,ELECTRON TUBE.....	EA	1
31	36	PAOZZ	5960-00-082-4139	5751	81349	ELECTRON TUBE.....	EA	1

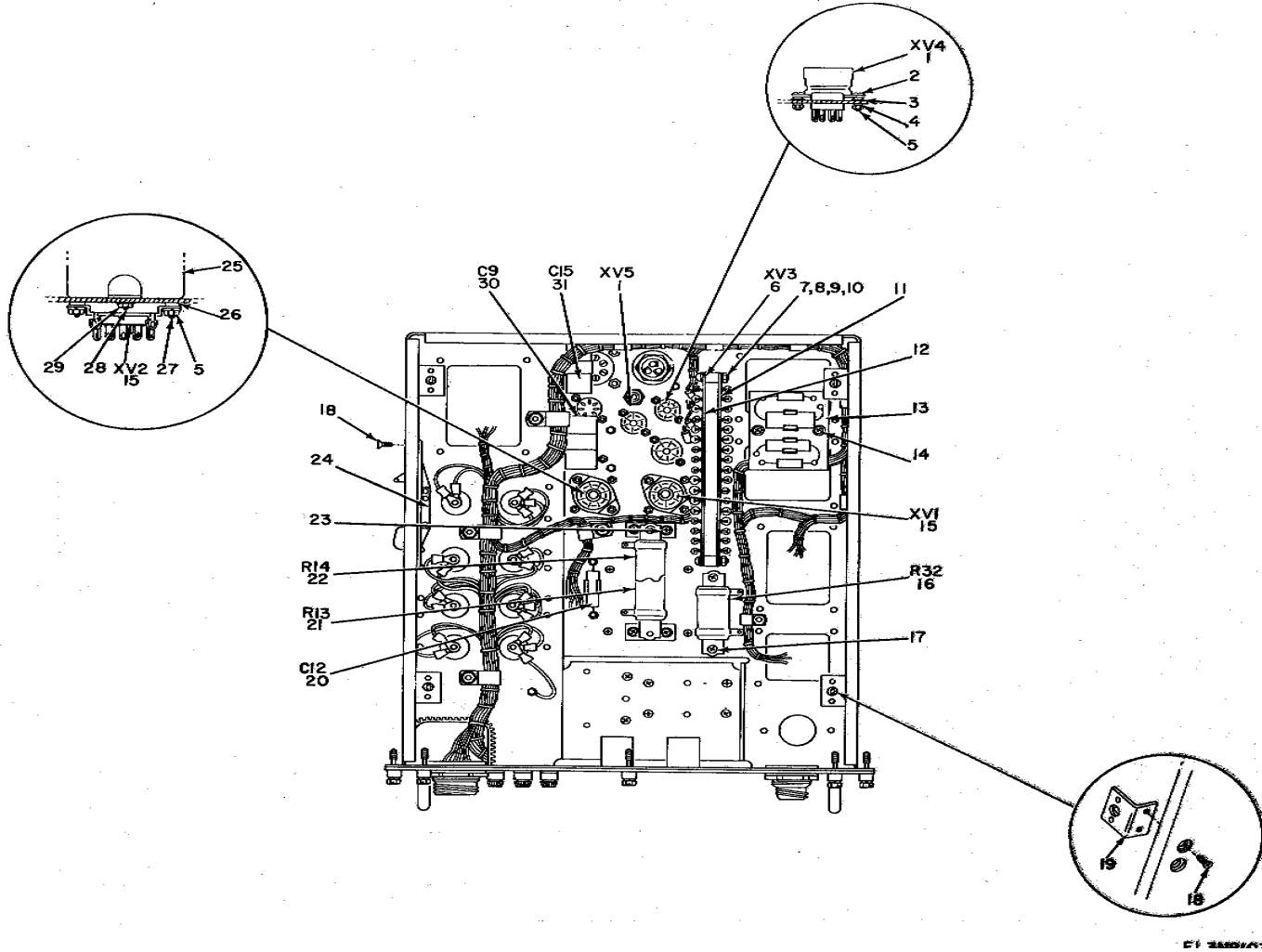


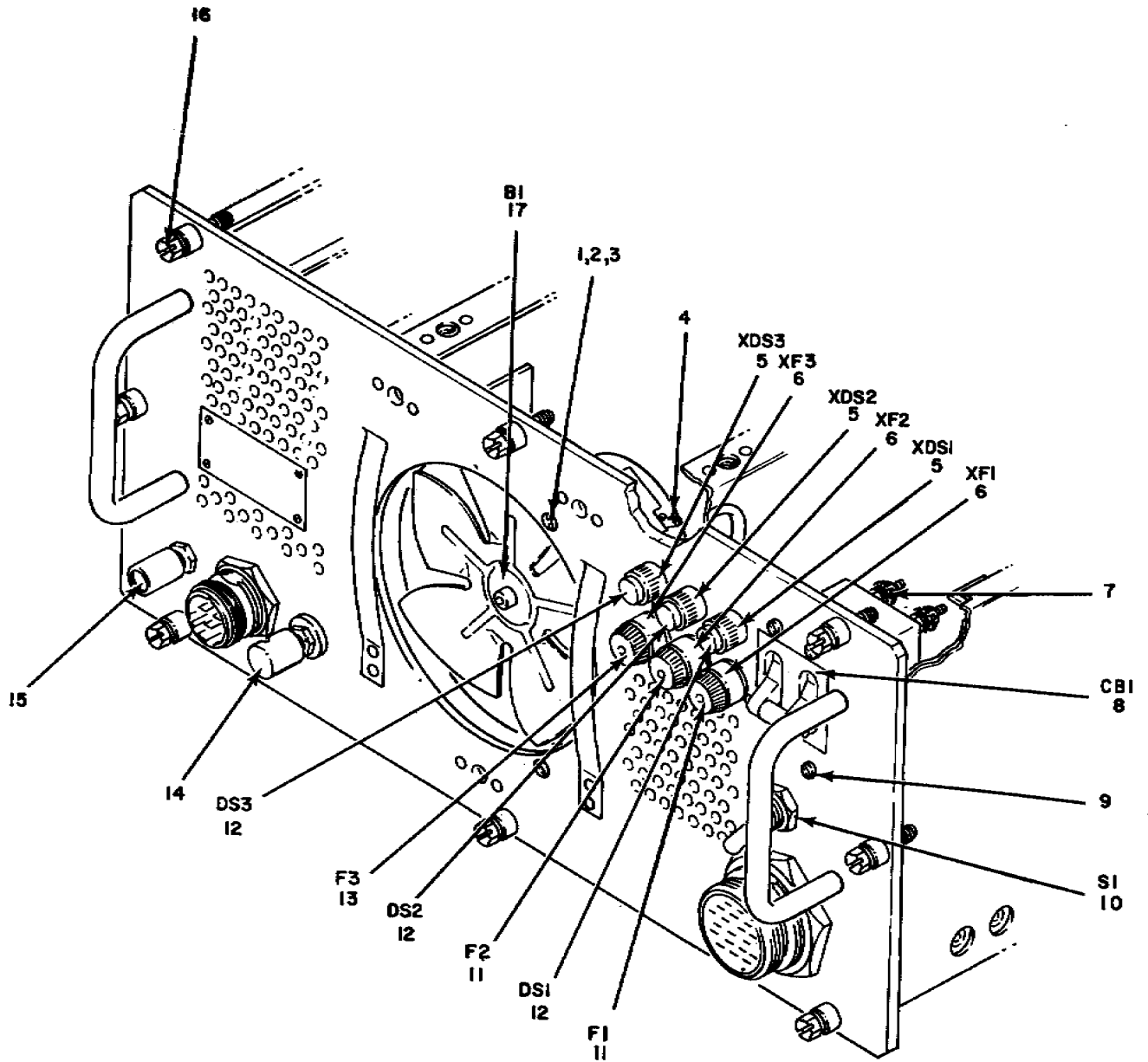
Figure 32. Power Supply PP-2054 (\*) GRC, Bottom View

## SECTION II

TM 11-5820-461-20P

(1)		(2)	(3)	(4)	(5)	(6)	(7)	(8)
ILLUSTRATION		SMR CODE	NATIONAL STOCK NUMBER	PART NUMBER	FSCM	DESCRIPTION  <i>USABLE ON CODE</i>	U/M	QTY INC IN UNIT
(a) FIG NO.	(b) ITEM NO.							
32	25	XDOZZ	5960-00-410-3899	M24251-14-2	81349	RETAINER,ELECTRICAL.....	EA	2
						69		

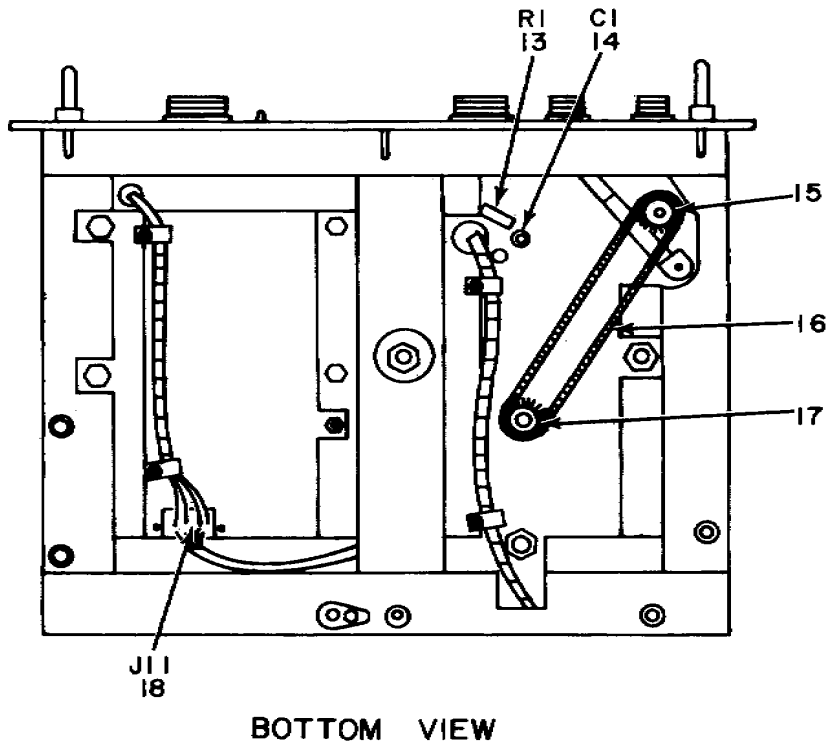
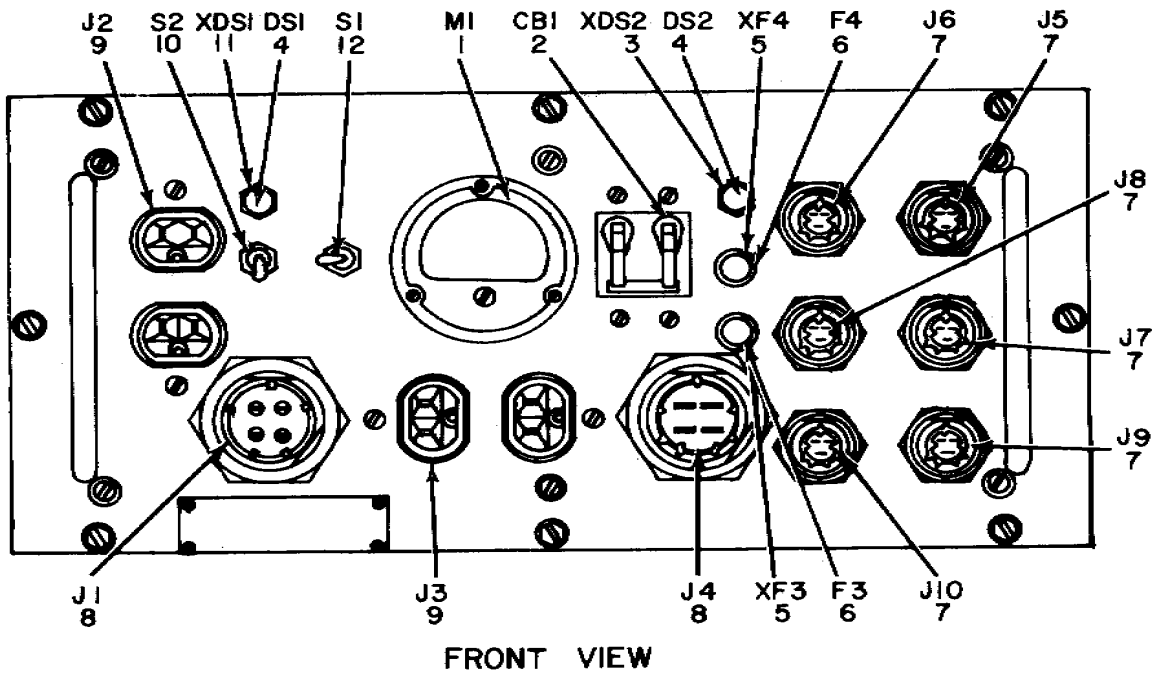




EL3NB104

Figure 33. Power Supply PP-2054(\*)/GRC, Front Panel.

(1)		(2)	(3)	(4)	(5)	(6)	(7)	(8)
ILLUSTRATION		SMR CODE	NATIONAL STOCK NUMBER	PART NUMBER	FSCM	DESCRIPTION  <i>USABLE ON CODE</i>	U/M	QTY INC IN UNIT
(a) FIG NO.	(b) ITEM NO.							
33	11	PAOZZ	5920-00-681-0918	F02B125V3A	81349	FUSE,CARTRIDGE.....	EA	2
33	12	PAOZZ	6240-00-155-7857	MS25237-328	96906	LAMP,INCANDESCENT .....	EA	3
33	13	PAOZZ	5920-00-284-6796	F03832V5A	81349	FUSE,CARTRIDGE.....	EA	1
71								



NOTE: FOR COMPLETE REFERENCE DESIGNATION  
PREFIX WITH 1A1

EL3NB111

Figure 34. Regulator, Voltage CN-514/GRC (10) (11).

## SECTION II

TM 11-5820-461-20P

(1)		(2)	(3)	(4)	(5)	(6)	(7)	(8)
ILLUSTRATION		SMR CODE	NATIONAL STOCK NUMBER	PART NUMBER	FSCM	DESCRIPTION  <i>USABLE ON CODE</i>	U/M	QTY INC IN UNIT
(a) FIG NO.	(b) ITEM NO.							
34	4	PAOZZ	6240-00-155-7836	MS25237-327	96906	GROUP 05 REGULATOR,VOLTAGE CN-514/GRC (10)(11)  LAMP,INCANDESCENT ...3HG,3HH,3HI,3HJ,3HK,3HL,3HM, 3HN,3HO,5GD,5GE,5GF,5GG	EA	2
34	6	PAOZZ	5920-00-665-2881	MS90079-1	96906	FUSE,CARTRIDGE.....3HG,3HH,3HI,3HJ,3HK,3HL,3HM, 3HN,3HO,5GD,5GE,5GF,5GG	EA	2

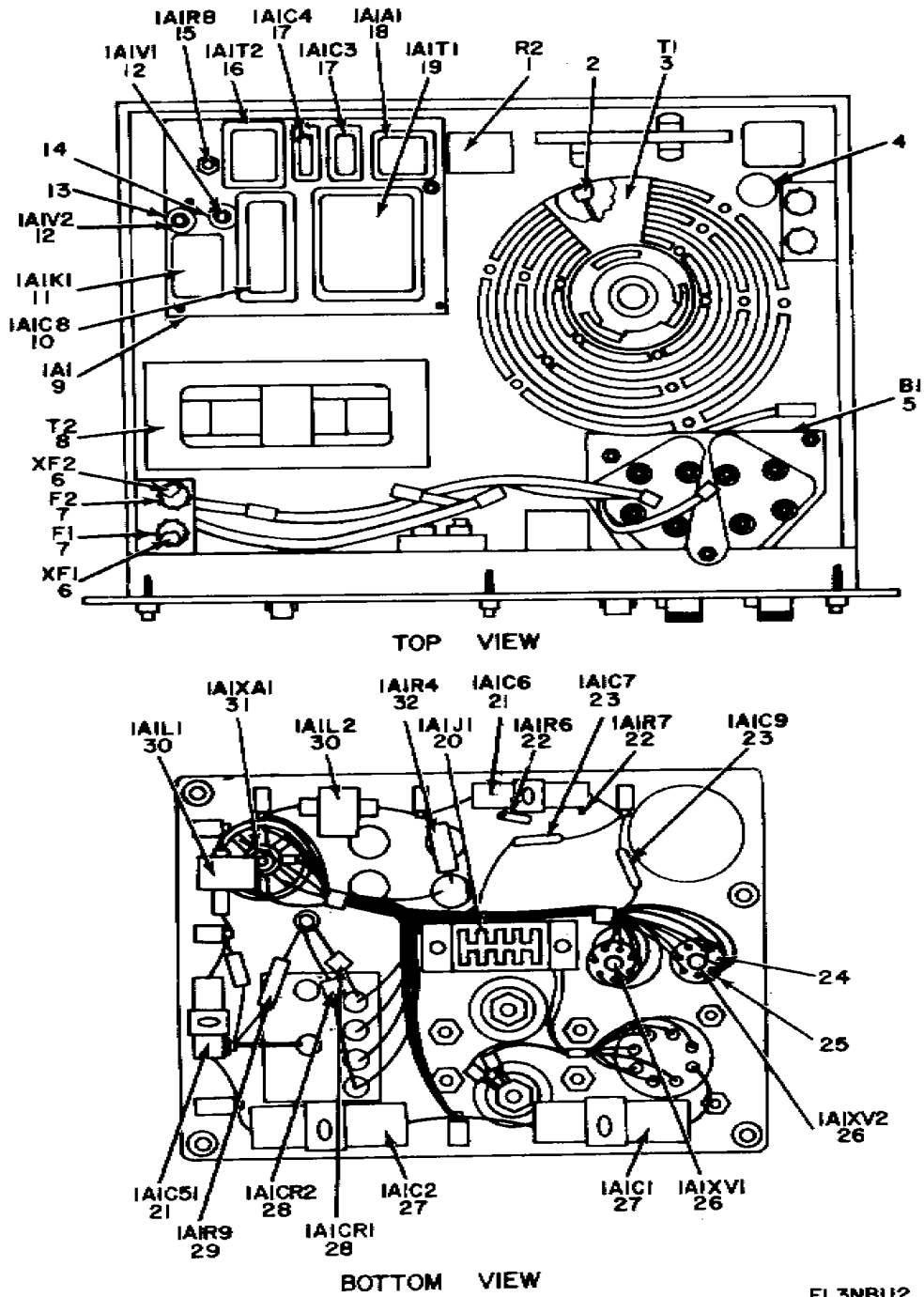
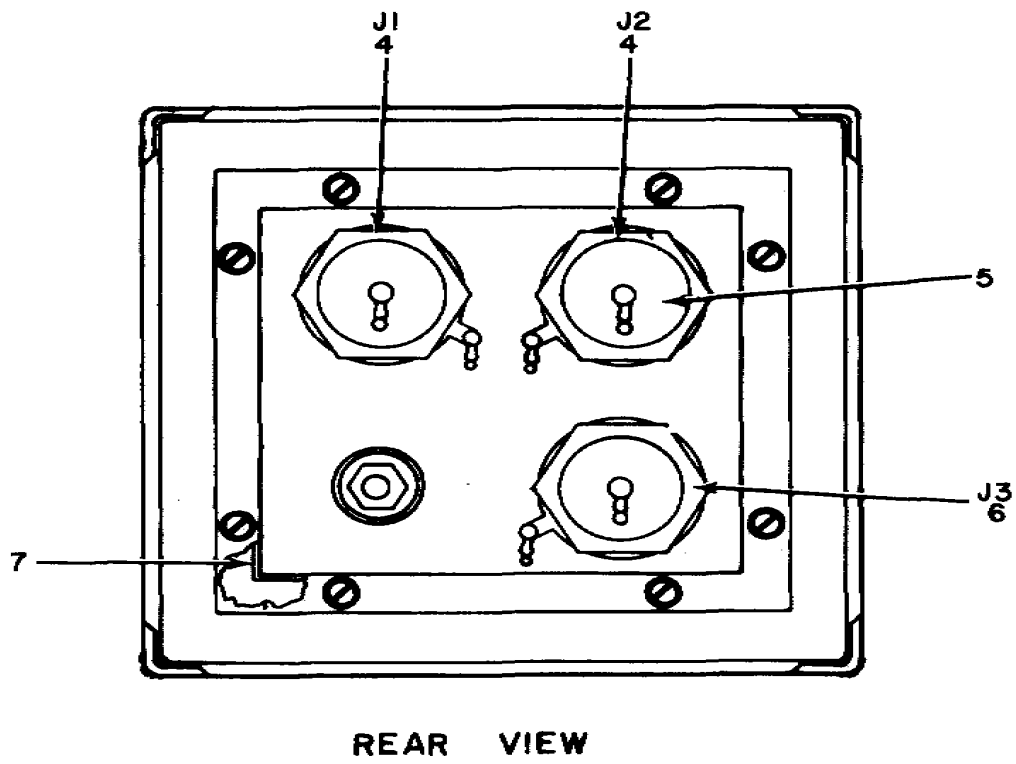
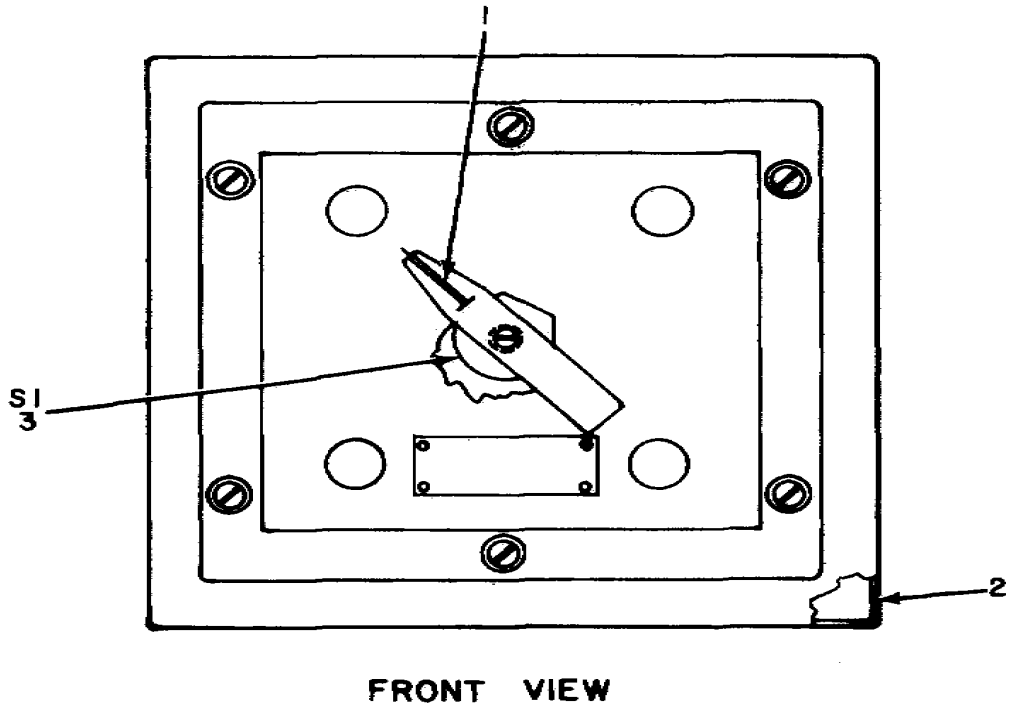


Figure 35. Regulator, Voltage CN-514/GRC (10) (11), Internal View.

(1)		(2)	(3)	(4)	(5)	(6)	(7)	(8)
ILLUSTRATION		SMR CODE	NATIONAL STOCK NUMBER	PART NUMBER	FSCM	DESCRIPTION  <i>USABLE ON CODE</i>	U/M	QTY INC IN UNIT
(a) FIG NO.	(b) ITEM NO.							
35	4	XDOZZ		SCC31469GP11	80063	SHIELD,ELECTRON TUBE.....3HG,3HH,3HI,3HJ,3HK,3HL,3HM, 3HN,3HO,3HP,5GC,5GD	EA	1
35	7	PAOZZ	5920-00-557-6057	MS90079-8	96906	FUSE,CARTRIDGE.....3HG,3HH,3HI,3HJ,3HK,3HL,3HM, 3HN,3HO,3HP,5GD,5GE,5GF,5GG	EA	2
35	9	XDOZZ		SMD422901	80063	REGULATOR ASSY.....3HG,3HH,3HI,3HJ,3HL,3HM,3HN 3HO,3HP,5GC,5GD,5GE,5GF,5GG	EA	1
35	12	XDOZZ		57272D21W	81349	ELECTRON TUBE.....3HG,3HH,3HI,3HJ,3HK,3HL,3HM, 3HN 3HO 3HP 5GC 5GD,5GE,5GF,5GG	EA	2
35	13	XDOZZ		SCC31470-5	80063	INSERT,ELECTRON TUBE.....3HG,3HH,3HI,3HJ,3HK,3HL,3HM, 3HN,3HO,3HP,5GC,5GC,5GE,5GF,5GG	EA	3
35	14	XDOZZ		SCC31469GP11	80063	SHIELD,ELECTRON TUBE.....3HG,3HH,3HI,3HJ,3HK,3HL,3HM, 3HN,3HO,3HP,56C,5GD 5GE	EA	2
35	18	PAOZZ	5905-00-064-5369	SMC422907	80063	RESISTOR ASSEMBLY.....3HG,3HH,3HI,3HJ,3HK,3HL,3HM, 3HN,3HO,3HP	EA	1
35	24	XDOZZ		SCC31470-4	80063	INSERT,SHIELD.....3HG,3HH,3HI,3HJ,3HK,3HL,3HM, 3HN,3HO,3HP	EA	2
35	25	PAOZZ	5935-00-088-4211	SCC31471-1	80063	RETAINER, ELECTRON,TUBE.....3HG,3HH,3HI,3HJ,3HK,3HL 3HM,3HN,3HO,3HP,5GC,5GD,5GE,5GF,5GG	EA	3

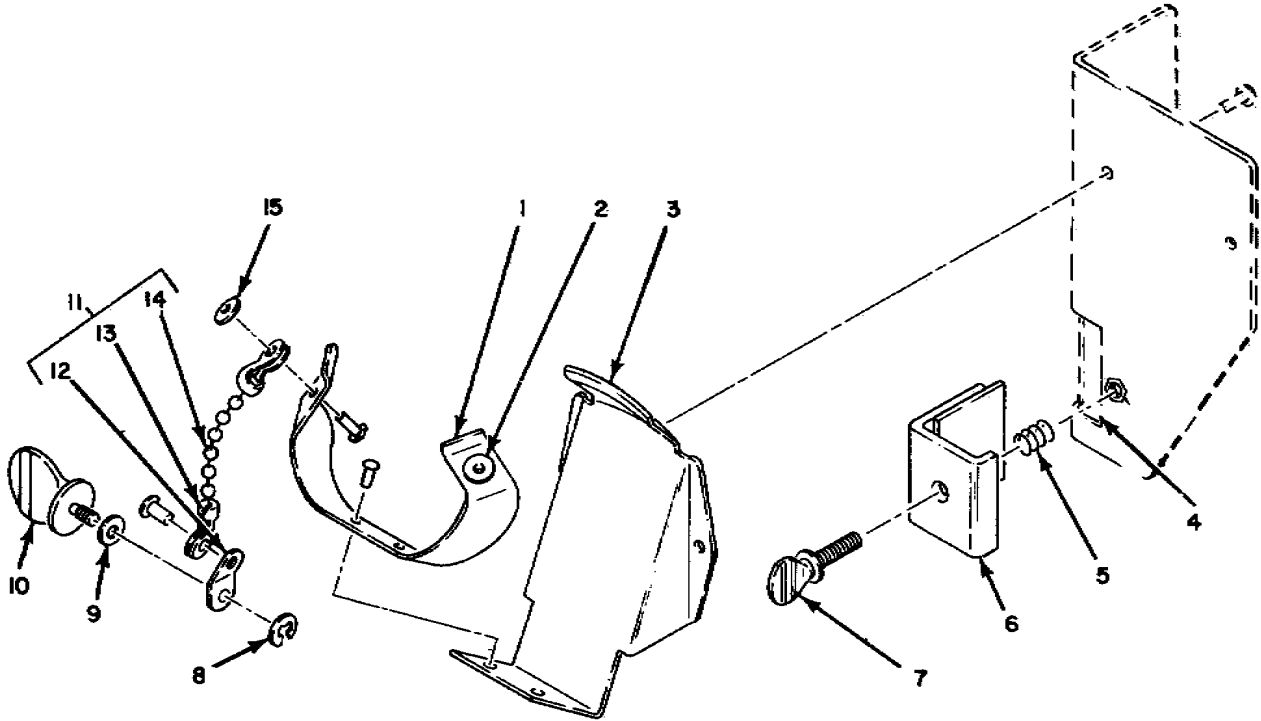


EL3NB113

Figure 36. Switch Box SA-640/U.

(1)		(2)	(3)	(4)	(5)	(6)	(7)	(8)
ILLUSTRATION		SMR CODE	NATIONAL STOCK NUMBER	PART NUMBER	FSCM	DESCRIPTION  <i>USABLE ON CODE</i>	U/M	QTY INC IN UNIT
(a) FIG NO.	(b) ITEM NO.							
36	1	PAOZZ	5355-00-523-8267	SCB67007	80063	GROUP 06 SWITCH BOX SA-640/U KN0B.....3HG,3HH,3HI,3HJ,3HK	EA	1
36	5	XDOZZ		QRCA24R	81349	CAP.DUST.....	EA	3





EL3NBI 14

Figure 37. Holder, Hand Set MT-2161/U.

(1)		(2)	(3)	(4)	(5)	(6)	(7)	(8)
ILLUSTRATION		SMR CODE	NATIONAL STOCK NUMBER	PART NUMBER	FSCM	DESCRIPTION  <i>USABLE ON CODE</i>	U/M	QTY INC IN UNIT
(a) FIG NO.	(b) ITEM NO.							
						GROUP 07 HOLDER,HANDSET MT-2161/U		
37	4	XDOZZ		SMB23495	80063	BRACKET,MTG,HOLDER.....	EA	1
37	5	XDOZZ		SMB423487	80063	SPRING,HLCPS.....	EA	1
37	6	XDOZZ		SMB423492	80063	CLAMP,HOLDER.....	EA	1
37	7	XDOZZ		SMB423491	80063	THUMB SCREW.....	EA	1
37	8	XDOZZ		HS16633-1012	96906	RING,RETAINING.....	EA	1
37	9	XDOZZ	5310-00-045-4007	MS35337-41	96906	WASHER,LOCK.....	EA	1
37	10	XDOZZ		SMB423490	96906	THUMB SCREW.....	EA	1
						<b>79</b>		

STOCK NUMBER	FIG. NO.	ITEM NO.	STOCK NUMBER	FIG. NO.	ITEM NO.
5820-00-034-0907	12	19	5355-00-556-0145	3	20
5820-00-034-0907	12	19	5355-00-556-0145	3	20
5820-00-034-0907	27	21	5355-00-556-0145	19	18
5355-00-034-0990	9	20	5355-00-556-0145	80	21
5355-00-034-0990	9	22	5355-00-556-0151	3	14
5355-00-034-0990	12	25	5355-00-556-0151	21	12
5355-00-034-0990	25	2	5355-00-556-0151	20	19
5355-00-034-0990	27	17	5355-00-556-0151	25	17
5310-00-045-4007	37	9	5355-00-556-0151	27	15
5960-00-045-8639	11	4	5920-00-557-6057	35	7
5960-00-045-8639	15	8	5960-00-577-3078	14	22
5960-00-045-8639	16	3	5961-00-615-5550	12	1
4130-00-060-9998	21	3	5960-00-624-4718	4	4
4130-00-061-2427	8	6	5960-00-624-4718	31	3
5905-00-064-5369	35	18	5935-00-651-2698	4	6
5365-00-064-5435	1	4	5305-00-655-9246	3	15
5820-00-064-5450	1	11	5305-00-655-9246	19	17
5820-00-064-5450	1	11	5305-00-655-9246	20	18
5820-00-064-5451	1	13	5920-00-665-2881	34	6
5820-00-064-5451	1	13	5920-00-681-0918	33	11
5820-00-064-5451	1	13	5305-00-725-0102	12	18
6110-00-064-5478	1	12	5305-00-725-0102	27	18
5935-00-064-5560	1	23	5305-00-800-7261	27	16
5935-00-064-5560	1	23	5960-00-808-4212	24	39
5935-00-064-5560	1	23			
5935-00-064-5561	1	21	5960-00-815-0813	28	20
5935-00-064-5561	1	21	5960-00-820-8717	15	9
5935-00-064-5561	1	21	5960-00-858-5172	11	5
5935-00-064-5561	1	21	5960-00-858-5172	15	6
5960-00-082-4139	4	5	5960-00-860-7709	15	12
5960-00-082-4139	16	32	5960-00-860-7710	15	10
5960-00-082-4139	31	36	5960-00-860-7710	31	34
5820-00-082-4293	3	22	5960-00-866-2712	11	2
5820-00-083-0333	5	25	5960-00-866-2712	15	3
5820-00-083-0333	31	24	5960-00-868-4365	31	1
5935-00-088-4211	4	9	5960-00-879-5079	16	17
5935-00-088-4211	35	25	5820-00-889-0857	1	5
			5820-00-889-0857	1	5
5960-00-134-6064	16	17	5820-00-889-0857	1	5
6240-00-155-7836	34	4	5355-00-889-3378	6	20
6240-00-155-7857	3	23	5355-00-889-3379	12	25
6240-00-155-7857	7	22	5355-00-889-3379	20	22
6240-00-155-7857	19	14	5355-00-889-3450	3	21
6240-00-155-7857	33	12	5820-00-892-3856	20	23
5960-00-167-7651	31	4	5820-00-892-3857	20	23
5960-00-179-4749	14	22	5820-00-892-3858	1	7
5960-00-179-4749	15	11	5820-00-892-3858	1	7
5960-00-188-6584	14	5	5820-00-892-3858	1	7
5960-00-188-6584	15	5	5820-00-892-3855	3	22
5960-00-188-6584	16	28	5820-00-892-3860	3	22
5960-00-188-6584	17	1	5820-00-892-3862	1	2
5960-00-188-6584	18	12	5820-00-892-3862	1	2
5960-00-188-6584	23	1	5820-00-892-3862	1	2
5960-00-247-8748	11	1	5820-00-892-3863	1	6
5960-00-262-1357	16	3	5820-00-892-3863	1	6
5305-00-281-3118	22	23	5820-00-892-3863	1	6
5920-00-284-6896	7	19	5935-00-892-8878	1	22
5920-00-284-6796	33	13	5935-00-892-8878	1	22
5355-00-289-2378	22	24	5935-00-892-8878	1	22
5960-00-410-3899	32	25	5935-00-892-8878	1	22
5920-00-504-0540	7	19	5935-00-392-8878	1	22
5355-00-523-8267	36	1	5820-00-935-8747	28	20
5960-00-542-7004	15	1	5355-00-989-4269	3	14
5960-00-542-7182	4	2	5820-00-020-2259	1	7
5960-00-542-7182	31	5	5820-00-020-2259	1	7
5960-00-543-0219	24	5	5820-01-010-2259	1	7
5960-00-543-1001	4	2			

PART NUMBER	FSCM	FIG. NO.	ITEM NO.	PART NUMBER	FSCM	FIG. NO.	ITEM NO.
AB577GRC	80058	1	2	BG102A	80058	1	9
AB577GRC	80058	1	2	BG102A	80058	1	9
AB577GRC	80058	1	2	BG102A	80058	1	9
AM1955AGRC	80058	3	22	CN514GRC	80058	1	12
AM1955GRC	80058	3	22	CX100A5	80058	28	20
AM1956AGRC	80058	3	22	CY2428GRC	80058	30	1
AM1956BGRC	80058	3	22	CY2582GRC	80058	1	13
AM1956GRC	80058	3	22	CY2582GRC	80058	1	13
AM1958AGRC	80058	20	23	CY2582GRC	80058	1	13
AM1958GRC	80058	20	23	CY2853GRC	80058	1	11
AM1957GRC	80058	20	23	CY2583GRC	80058	1	11
AT903GRC	80058	1	1	C40A	81349	10	40
AT903GRC	80058	1	1	F02B125V3A	81349	33	11
AT903GRC	80058	1	1	F03B32V5A	81349	7	19

NOTE: LATEST NATIONAL STOCK NUMBER AND PART NUMBER ASSIGNMENTS ARE INCLUDED AT END OF INDEX

PART NUMBER	FSCM	FIG. NO.	ITEM NO.	PART NUMBER	FSCM	FIG. NO.	ITEM NO.
F03B32V5A	81349	33	13	SMB423078-1	80063	8	6
HS26633-1012	96906	37	8	SMB423078-2	80063	21	3
H156U	80058	1	3	SMB423171	80063	9	20
H156U	80058	1	3	SMB423171	80063	9	22
H156U	80058	1	3	SMB423171	80063	25	2
JAN1N21WE	81349	12	1	SMB423171	80063	27	17
MS24233-5	96906	4	8	SMB423172	80063	6	20
MS25237-327	96906	3	23	SMB423172	80063	22	24
MS25237-328	96906	7	22	SMB423367	80063	13	1
MS25237-328	96906	34	4	SMB423387	80063	37	5
MS25237-328	96906	7	22	SMB423487	80063	37	5
MS25237-328	96906	18	14	SMB423490	80063	37	10
MS25237-8	96906	33	12	SMB423491	80063	37	7
MS35337-41	96906	37	9	SMB423492	80063	37	6
MS51021-10	96906	3	15	SMB423495	80063	37	4
MS51021-10	96906	19	17	SMB423495	80063	37	14
MS51021-10	96906	20	18	SMB424034	80063	3	21
MS51021-32	96906	22	23	SMC422275	80063	30	12
MS51021-9	96906	27	16	SMC422907	80063	35	18
MS51963-39	96906	12	18	SMC446561	80063	19	23
MS51963-39	96906	27	18	SMD422901	80063	35	9
MS90079-1	96906	34	6	SMD422479	80063	30	2
MS90079-22-1	96906	7	9	T893PGRC	80058	1	6
MS90079-8	96906	35	7	T893PGRC	80058	1	6
MS91528-1D2B	96906	3	14	T893PGRC	80058	1	6
MS91528-1D2B	96906	20	19	UG1373U	80058	1	21
MS91528-1D2B	96906	25	17	UG1373U	80058	1	21
MS91528-1D2B	96906	27	15	UG1373U	80058	1	21
MS91528-1K2B	96906	3	20	UG1374U	80058	1	22
MS91528-1K2B	96906	19	18	UG1374U	80058	1	22
MS91528-1K2B	96906	20	21	UG1374U	80058	1	22
MS91528-102B	96906	3	14	UG1374U	80058	1	22
MT2161V	80058	1	4	UG1375U	80058	1	23
MT2161V	80058	1	4	UG1375U	80058	1	23
MT2161V	80058	1	4	UG1375U	80058	1	23
M2425-13-5	81349	31	4	OB2WA	81349	4	4
M2425-14-2	81349	32	25	OB2WA	81349	31	3
M24251-6-1	81349	11	5	OOX4416	15196	13	2
M24251-6-1	81349	15	6				
M24251-6-2	81349	15	12	IN23WE	81349	29	27
M24251-6-3	81349	31	1	3CX100A5	81349	26	1
M24251-6-4	81349	11	2	5654	81349	11	4
M24251-6-4	81349	15	3	5654	81349	15	8
M24251-6-5	81349	15	10	5654	81349	16	3
M24251-6-5	81349	31	34	5654/6AK5W	81349	16	3
PP205GRC	80058	1	5	5670	81349	15	5
PP205GRC	80058	1	5	5670	81349	16	28
PP205GRC	80058	1	5	5670	81349	17	1
QRCA24R	81349	36	5	5670	81349	14	5
R1148(P)GRC	80058	1	7	5670	81349	18	12
R1148(P)GRC	80058	1	7	5670	81349	23	1
R1148(P)GRC	80058	1	7	5670WA	81349	14	5
R1331BPGRC	80058	1	7	5687WA	81349	14	22
R1331BPGRC	80058	1	7	5687WB	81349	14	22
R1331BPGRC	80058	1	7	5687WB	31349	15	11
SCB67007	80063	36	1	5725	31349	16	17
SCC31469GP11	80063	35	4	5725/6A56W	81349	16	17
SCC31469GP11	80063	35	14	5727D21W	81349	35	12
SCC31470-4	80063	35	24	5751	81349	4	5
SCC31470-5	80063	35	13	5751	81349	16	32
SCC31471-1	80063	4	9	5751	81349	31	36
SCC31471-1	80063	35	25	5842	81349	11	1
SCC31471-1	80063	4	6	6080WA	81349	4	2
				6080WB	81349	4	2
				6080WB	81349	31	5
SMB422602	80063	12	19	6AH6WA	81349	15	1
SMB422602	80063	12	19	6AN5	81349	24	5
SMB422602	80063	27	21	6146	81349	24	39
SMB422785	80063	12	25	6688	81349	15	9
SMB422785	80063	20	22	6688	81349	16	7
SMB422961	80063	5	25	7289	81349	28	20
SMB422961	80063	31	24				

LATEST NATIONAL STOCK NUMBER ASSIGNMENTSLATEST PART NUMBER ASSIGNMENTS

STOCK NUMBER	FIG. NO.	ITEM NO.	PART NUMBER	FSCM	FIG. NO.	ITEM NO.
5820-00-083-0334	30	12	JAN1N21WE	81349	21	12
5960-00-284-5843	14	5	SCDL498260	80063	2	1
5960-00-581-9119	26	1				
5961-00-615-5550	21	12				
5810-00-856-9925	1	1				
5820-00-856-9925	1	1				
5820-00-856-9925	1	1				

RECOMMENDED CHANGES TO EQUIPMENT TECHNICAL PUBLICATIONS



*THEN...JOT DOWN THE  
DOPE ABOUT IT ON THIS FORM.  
CAREFULLY TEAR IT OUT, FOLD IT  
AND DROP IT IN THE MAIL.*

**SOMETHING WRONG WITH PUBLICATION**

FROM: (PRINT YOUR UNIT'S COMPLETE ADDRESS)

DATE SENT

PUBLICATION NUMBER

PUBLICATION DATE

PUBLICATION TITLE

BE EXACT PIN-POINT WHERE IT IS

PAGE  
NO.

PARA-  
GRAPH

FIGURE  
NO.

TABLE  
NO.

IN THIS SPACE, TELL WHAT IS WRONG  
AND WHAT SHOULD BE DONE ABOUT IT.

TEAR ALONG PERFORATED LINE

PRINTED NAME, GRADE OR TITLE AND TELEPHONE NUMBER

SIGN HERE

**DA** FORM 1 JUL 79 **2028-2**

PREVIOUS EDITIONS  
ARE OBSOLETE.

P.S.--IF YOUR OUTFIT WANTS TO KNOW ABOUT YOUR  
RECOMMENDATION MAKE A CARBON COPY OF THIS  
AND GIVE IT TO YOUR HEADQUARTERS.

By Order of the Secretary of the Army:

Official:

J. C. PENNINGTON  
*Major General, United States Army*  
*The Adjutant General*

E. C. MEYER  
*General, United States Army*  
*Chief of Staff*

DISTRIBUTION:

To be distributed in accordance with DA Form 12-51, Organizational Maintenance requirements for AN/GRC-50.